



Department
of the
Treasury

Internal
Revenue
Service

Tax Guide for Small Business

(For Individuals Who Use
Schedule C or C-EZ)

Publication 334
Catalog Number 11063P

For use in
preparing
1999
Returns



Get forms and other information faster and easier by:
COMPUTER at World Wide Web ► www.irs.gov • FTP ► [ftp.irs.gov](ftp://ftp.irs.gov)
FAX from your FAX machine, dial ► **(703) 368-9694**
See *How To Get More Information* in this publication.



DEPARTMENT OF THE TREASURY
INTERNAL REVENUE SERVICE
WASHINGTON, D.C. 20224

COMMISSIONER

October 12, 1999

Dear Small Business Owner:

In the past year, the Internal Revenue Service has undergone important and dramatic changes as we work to provide better service to all taxpayers. We began with a commitment to protect taxpayer rights and to improve customer service. We now provide longer hours of operations and at convenient locations, increased options for filing and paying electronically, improved access to the Taxpayer Advocate, and problem solving days to resolve particularly difficult cases.

We are also working on new products to provide you with more useful information. One such effort is the development of the second edition of the CD-ROM, "Small Business Resource Guide." The IRS and Small Business Administration developed the interactive CD-ROM, "Small Business Resource Guide; What You Need to Know About Taxes and Other Topics," to provide small businesses with easy to access and understand answers to their tax questions and other important topics. The CD-ROM organizes tax and non-tax information by business life cycle. It also provides all of the business tax forms in fill-in-the-blank format, business tax publications, and direct links via the Internet to other regulatory agencies. To order a free copy of the CD-ROM, please call **1-800-829-3676** and request Publication 3207.

"Small Business Talk," Publication 1853, is another product you may find helpful. This publication was recently revised and redesigned to provide small business and self-employed taxpayers with the latest information on programs, products, and services specifically tailored to their needs.

With your help, the new IRS is being designed to better meet your tax administration needs. We are reorganizing our small business operations into one customer-focused division that will be fully responsible for your tax administration needs. The division will be managed by a team of senior executives dedicated to meeting your needs during all phases of your interactions with us — including pre-filing, filing, and post-filing activities. More IRS resources will be dedicated to up-front outreach and education, problem prevention, and early intervention of potential tax problems.

The small business community is a very important partner in our ongoing modernization efforts. Please visit the Small Business News section of the Small Business Corner on the IRS Internet site at http://www.irs.gov/bus_info/sm_bus/index.html for important up-to-date information. I look forward to working with you in the years to come.

Sincerely,

A handwritten signature in black ink that reads "Charles O. Rossotti".

Charles O. Rossotti

Contents

Introduction	3
Important Changes for 1999	3
Important Changes for 2000	4
1. Filing and Paying Business Taxes	4
2. Accounting Periods and Methods	9
3. Dispositions of Business Property	12
4. General Business Credit	14
5. Business Income	15
6. How To Figure Cost of Goods Sold	20
7. Figuring Gross Profit	23
8. Business Expenses	24
9. Figuring Net Profit or Loss	32
10. Sample Returns	33
11. Your Rights as a Taxpayer	50
How To Get More Information	52
Index	54

Introduction

This publication is for small business owners who complete Schedule C or C-EZ of Form 1040. To use this publication, you will generally need the following forms.

- Form 1040 and its instructions.
- Schedule C or C-EZ and its instructions.

See *How To Get More Information* for information on ordering these forms if you don't already have them.

The purpose of this publication is to provide general information about the federal tax laws that apply to sole proprietors and to statutory employees.

A sole proprietor is someone who owns an unincorporated business by himself or herself. A statutory employee has a checkmark in box 15 of his or her Form W-2, *Wage and Tax Statement*. Statutory employees have to use Schedule C or C-EZ to report their wages and expenses.

This publication does not cover the topics listed in the following table. (See *How To Get More Information* for information about ordering forms and publications.)

<u>If you need information about:</u>	<u>You should get:</u>
Partnerships	Publication 541
Corporations	Publication 542
S corporations	Instructions for Form 1120S
Farming	Publication 225
Direct selling	Publication 911
Commercial fishing	Publication 595
Recordkeeping	Publication 583

What you need to know. Table A provides a list of questions you need to answer to help you meet your federal tax obligations. After each question is the location in this publication where you will find the related discussion.

IRS mission. Provide America's taxpayers top quality service by helping them understand and meet their tax responsibilities and by applying the tax law with integrity and fairness to all.

Important Changes for 1999

The following are some of the tax changes for 1999. For information on other changes, see Publication 553, *Highlights of 1999 Tax Changes*.

Business use of your home. Beginning in 1999, you may be able to deduct expenses for your home office even if it is not where you perform your most important business activities or spend most of your business time. For information about deducting expenses for business use of your home, see *Business Use of Your Home* in chapter 8.

General business credits. As this publication was being prepared for print, Congress was considering legislation that would extend the expiration dates for the following components of the general business credit. For more information, see Publication 553.

Research credit. The research credit does not apply to expenses you paid or incurred after June 30, 1999.

Work opportunity credit. The work opportunity credit does not apply to wages you paid or incurred for qualified targeted group members who began work for you after June 30, 1999.

Welfare-to-work credit. The welfare-to-work credit does not apply to wages you paid or incurred for qualified long-term family assistance recipients who began work for you after June 30, 1999.



Health insurance deduction for the self-employed. For 1999, this deduction increases to 60% of the amount you paid for medical insurance for yourself and your family. For more information, see *Insurance* in chapter 8.

Photographs of missing children. The Internal Revenue Service is a proud partner with the National Center for Missing and Exploited Children. Photographs of missing children may appear in this publication on pages that would otherwise be blank. You can help bring these children home by looking at the photographs and calling **1-800-THE-LOST (1-800-843-5678)** if you recognize a child.

Section 179 deduction. For 1999, the total cost you can elect to deduct under section 179 of the Internal Revenue Code is increased to \$19,000. For information on the section 179 deduction, see *Depreciation* in chapter 8.

Table A. What You Need To Know About Federal Taxes

(Note: The following is a list of questions you need to answer so you can fill out your federal income tax return. Chapters are given to help you find the related discussion in this publication.)

 What Must I Know	 Where To Find The Answer
What kinds of federal taxes do I have to pay? How do I pay them?	See chapter 1.
What forms must I file?	See chapter 1.
What must I do if I have employees?	See <i>Employment Taxes</i> in chapter 1.
Do I have to start my tax year in January? Or may I start it in any other month?	See <i>Accounting Periods</i> in chapter 2.
What method can I use to account for my income and expenses?	See <i>Accounting Methods</i> in chapter 2.
What kinds of business income do I have to report on my tax return?	See chapter 5.
What kinds of business expenses can I deduct on my tax return?	See chapter 8.
What kinds of expenses are not deductible as business expenses?	See <i>Expenses You Cannot Deduct</i> in chapter 8.
What happens if I have a business loss? Can I deduct it?	See chapter 9.
What must I do if I disposed of business property during the year?	See chapter 3.
What are my rights as a taxpayer?	See chapter 11.
Where do I go if I need help with federal tax matters?	See <i>How To Get More Information</i> .

Self-employment tax. The maximum net self-employment earnings subject to the social security part (12.4%) of the self-employment tax increased to \$72,600 for 1999. For more information, see *Self-Employment Tax* in chapter 1.

Standard mileage rate. The standard mileage rate for the cost of operating your car, van, pickup, or panel truck in 1999 is 32½ cents a mile for all business miles driven before April 1. The rate is 31 cents a mile for business miles driven after March 31. See *Car and Truck Expenses* in chapter 8.

Important Changes for 2000

The following are some of the tax changes for 2000. For information on other changes, see Publication 553.

Extended due date for Forms 1098, 1099, and W-2 filed electronically. Beginning in 2000, if you file Forms 1098, 1099, or W-2 electronically (not by magnetic media), your due date for filing them with the Internal Revenue Service or the Social Security Administration will be extended to March 31. (If you do not file them electronically, the due date is February 28 for Forms 1098 and 1099 and February 29 for Form W-2.)

The due date for giving the recipient these forms will still be January 31.

For information about filing Forms 1098, 1099, or W-2G electronically, see Publication 1220, *Specifications for Filing Forms 1098, 1099, 5498, and W-2G Magnetically or Electronically*. For information about

filing Form W-2 electronically with the Social Security Administration, call **1-800-772-6270**.

Section 179 deduction. For 2000, the total cost you can elect to deduct under section 179 of the Internal Revenue Code is increased to \$20,000. For information on the section 179 deduction, see *Depreciation* in chapter 8.

Self-employment tax. The maximum net self-employment earnings subject to the social security part of the self-employment tax increases to \$76,200 for 2000.

Standard mileage rate. The standard mileage rate for the cost of operating your car, van, pickup, or panel truck in 2000 is 32½ cents a mile for all business miles driven. See *Car and Truck Expenses* in chapter 8.

1.

Filing and Paying Business Taxes

This chapter explains the business taxes you may have to pay and the forms you may have to file. It also discusses taxpayer identification numbers.

Table 1-1 near the end of this chapter lists the federal taxes you may have to pay, the forms you use to report them, and their due dates.



You may want to get Publication 509, Tax Calendars for 2000. It has tax calendars that tell you when to file returns and make tax payments.

Identification Numbers

This section explains three types of taxpayer identification numbers, who needs them, when to use them, and how to get them.

Social security number (SSN). You generally use your SSN as your taxpayer identification number. You must put this number on each of your individual income tax forms, such as Form 1040 and its schedules.

To apply for an SSN, use **Form SS-5, Application for a Social Security Card**. This form is available from Social Security Administration (SSA) offices or by calling **1-800-772-1213**. It is also available from the SSA's Internet web site at **www.ssa.gov**.

Individual taxpayer identification number (ITIN). The IRS will issue an ITIN to an alien who does not have (and is not eligible to get) a social security number (SSN). To apply for an ITIN, file **Form W-7, Application for IRS Individual Taxpayer Identification Number**, with the IRS. It usually takes about 30 days to get an ITIN. Enter the ITIN wherever an SSN is requested on a tax return. If you must include another person's SSN on your return and that person does not have and cannot get an SSN, enter that person's ITIN.



An ITIN is for tax use only. It does not entitle the holder to social security benefits or change the holder's employment or immigration status under U.S. law.

Employer identification number (EIN). You must also have an EIN to use as a taxpayer identification number if you do either of the following.

- Pay wages to one or more employees.
- File pension or excise tax returns.

If you must have an EIN, include it along with your SSN on your Schedule C or C-EZ.

You can get an EIN either through the mail or by telephone. But first you must fill out **Form SS-4, Application for Employer Identification Number**. This form is available from either the SSA or the IRS.

New EIN. You may need to get a new EIN if either the form or the ownership of your business changes. For more information, see Publication 1635, *Understanding Your EIN*.

When you need identification numbers of other persons. In operating your business, you will probably make certain payments you must report on information returns. These payments are discussed under *Information Returns*, later in this chapter. You must give the recipient of these payments (the payee) a statement showing the total amount paid during the year. You

must include the payee's identification number and your identification number on the returns and statements.

Employee. If you have employees, you must get an SSN from each of them. Record the name and SSN of each employee exactly as they are shown on the employee's social security card. If the employee's name is not correct as shown on the card, the employee should request a new card from the SSA. This may occur if the employee's name has changed due to marriage or divorce.

If your employee does not have an SSN, he or she should file Form SS-5 with the SSA.

Other payee. If you make payments to someone who is not your employee and you must report the payments on an information return, get that person's SSN. If you must report payments to an organization, such as a corporation or partnership, you must get its EIN.

To get the payee's SSN or EIN, use **Form W-9, Request for Taxpayer Identification Number and Certification**.

A payee who does not provide you with an identification number may be subject to backup withholding. For information on backup withholding, see the Form W-9 instructions and the *Instructions for Forms 1099, 1098, 5498, and W-2G*.

Income Tax

This part explains whether you have to file an income tax return and when you file it. It also explains how you pay the tax.

Do I Have To File an Income Tax Return?

You have to file an income tax return for 1999 if your net earnings from self-employment were \$400 or more. If your net earnings from self-employment were less than \$400, you still have to file an income tax return if you meet any other filing requirement listed in the Form 1040 instruction booklet.

How Do I File?

File your income tax return on **Form 1040** and attach **Schedule C** or **Schedule C-EZ**. Enter the amount of net profit or loss from Schedule C or Schedule C-EZ on page 1 of Form 1040. Use Schedule C to figure your net profit or loss from your business. If you operated more than one business as a sole proprietorship, you must attach a separate Schedule C for each business. You can use the simpler Schedule C-EZ if you operated only one business as a sole proprietorship, you did not have a net loss, and you meet the other requirements listed in Part I of the schedule. (Part I of Schedule C-EZ is printed in chapter 10.)

What are my filing options? You may be able to file a paperless return, or a return with less paper. Some of the options available to you are the following.

- 1) IRS *e-file* (electronic filing). This alternative includes the following options.

- a) Using a tax professional who is an authorized IRS *e-file* provider.
 - b) Using your personal computer.
 - c) Using a telephone (TeleFile).
- 2) Computerized returns (the 1040PC return, which is prepared on a personal computer and generally has fewer pages than a conventional return).

For details about IRS *e-file*, see the Form 1040 instructions.

When is my tax return due? Form 1040 for calendar year 1999 is due by April 17, 2000 (April 15th is a Saturday). If you use a fiscal year (explained in chapter 2), your return is due by the 15th day of the 4th month after the end of your fiscal year. If you file late, you may have to pay penalties and interest. If you cannot file your return on time, use **Form 4868**, *Application for Automatic Extension of Time To File U.S. Individual Income Tax Return*, to request an automatic 4-month extension.

How Do I Pay the Income Tax?

The federal income tax is a pay-as-you-go tax. You must pay the tax as you earn or receive income during the year. An employee usually has income tax withheld from his or her pay. If you do not pay your tax through withholding, or do not pay enough tax that way, you might have to pay estimated tax. You generally have to make estimated tax payments if you expect to owe taxes, including self-employment tax (discussed later), of \$1,000 or more when you file your return. Use **Form 1040-ES**, *Estimated Tax for Individuals*, to figure and pay the tax. If you do not have to make estimated tax payments, you may pay any tax due when you file your return. For more information on estimated tax, see Publication 505, *Tax Withholding and Estimated Tax*.

Penalty for underpayment of tax. If you did not pay enough income tax and self-employment tax for 1999 by withholding or by making estimated tax payments, you may have to pay a penalty on the amount not paid. The IRS will figure the penalty for you and send you a bill. Or you can use **Form 2210**, *Underpayment of Estimated Tax by Individuals, Estates, and Trusts*, to see if you have to pay a penalty and to figure the penalty amount. For more information, see Publication 505.

Self-Employment Tax

The self-employment tax (SE tax) is a social security and Medicare tax for individuals who work for themselves. It is similar to the social security and Medicare taxes withheld from the pay of wage earners.

Social security coverage. Your payments of SE tax contribute to your coverage under the social security system. Social security coverage provides you with re-

tirement benefits, disability benefits, survivor benefits, and hospital insurance (Medicare) benefits. Social security benefits are available to self-employed persons just as they are to wage earners.

Who is insured under social security? You must be insured under the social security system before you begin receiving social security benefits. You are insured if you have the required number of credits (also called quarters of coverage, discussed next).

Credits. For 1999, you received one credit, up to a maximum of four credits, for each \$740 (\$780 for 2000) of income subject to social security. Therefore, for 1999, if you had income of \$2,960 that was subject to social security taxes (self-employment and wages), you received four credits ($\$2,960 \div \740).

For an explanation of the number of credits you must have to be insured, and of the benefits available to you and your family under the social security program, consult your nearest Social Security Administration office.



Making false statements to get or to increase social security benefits may subject you to penalties.

Social Security Administration (SSA) time limit for posting self-employment income. Generally, the SSA will give you credit only for self-employment income reported on a tax return filed within 3 years, 3 months, and 15 days after the year you earned the income. If you file your tax return or report a change in your self-employment income after this time limit, the SSA may change its records, but only to remove or reduce the amount. The SSA will not increase the amount of your self-employment income.

Who must pay self-employment tax. You must pay SE tax and file Schedule SE if either of the following applies.

- 1) Your net earnings from self-employment (excluding income described in (2) below) were \$400 or more.
- 2) You performed services for a church as an employee and received income of \$108.28 or more.



If you earned income as a statutory employee, you do not pay SE tax on that income.

SE tax rate. The SE tax rate is 15.3% (12.4% social security tax plus 2.9% Medicare tax). The maximum amount of net earnings subject to the social security part for 1999 is \$72,600. All of your net earnings are subject to the Medicare part.

Use Schedule SE (Form 1040) to figure your SE tax.

More information. For more information on the SE tax, see Publication 533, *Self-Employment Tax*.



Deduct one-half of your SE tax as an adjustment to income on line 27 of Form 1040.

Employment Taxes

If you have employees, you will need to file forms to report employment taxes. Employment taxes include the following items.

- Social security and Medicare taxes.
- Federal income tax withholding.
- Federal unemployment (FUTA) tax.

For more information, see Publication 15, *Circular E, Employer's Tax Guide*. That publication explains your tax responsibilities as an employer.

To help you determine whether the people working for you are your employees, see Publication 15-A, *Employer's Supplemental Tax Guide*. That publication has information to help you determine whether an individual is an independent contractor or an employee.



If you incorrectly classify an employee as an independent contractor, you can be held liable for employment taxes for that worker plus a penalty.

An **independent contractor** is someone who is self-employed. You do not generally have to withhold or pay any taxes on payments to an independent contractor.

Excise Taxes

This section explains the excise taxes you may have to pay and the forms you have to file if you do any of the following.

- Manufacture or sell certain products.
- Operate certain kinds of businesses.
- Use various kinds of equipment, facilities, or products.

For more information on excise taxes, see Publication 510, *Excise Taxes for 2000*.

Form 720. The federal excise taxes reported on Form 720, *Quarterly Federal Excise Tax Return*, consist of several broad categories, including the following taxes.

- Environmental taxes.
- Communications taxes.
- Fuel taxes.
- Tax on the first retail sale of heavy trucks, trailers, and tractors.
- Luxury tax on passenger vehicles.
- Manufacturers taxes on the sale or use of a variety of different products.

Form 2290. There is a federal excise tax on certain trucks, truck tractors, and buses used on public highways. The tax applies to vehicles having a taxable

gross weight of 55,000 pounds or more. Report the tax on Form 2290, *Heavy Highway Vehicle Use Tax Return*. For more information, see the instructions for Form 2290.

ATF forms. If you produce, sell, or import guns, tobacco, or alcohol products or if you manufacture equipment for their production, you may be liable for one or more excise taxes. Report these taxes on forms filed with the Bureau of Alcohol, Tobacco, and Firearms (ATF).

Depositing excise taxes. If you have to file a quarterly excise tax return on Form 720, you may have to deposit your excise taxes **before** the return is due. For details on depositing excise taxes, see Publication 510.

Information Returns

If you make or receive payments in your business, you may have to report them to the IRS on information returns. The IRS compares the payments shown on the information returns with each person's income tax return to see if the payments were included in income. You must give a copy of each information return you are required to file to the recipient or payer. In addition to the forms described below, you may have to use other returns to report certain kinds of payments or transactions. For more details on information returns and when you have to file them, see the *Instructions for Forms 1099, 1098, 5498, and W-2G*.

Form 1099-MISC. You use Form 1099-MISC, *Miscellaneous Income*, to report certain payments you make in your business. These payments include the following items.

- Payments of \$600 or more for services performed for your business by people not treated as your employees, such as fees to subcontractors, attorneys, accountants, or directors.
- Rent payments of \$600 or more, other than rents paid to real estate agents.
- Prizes and awards of \$600 or more that are not for services, such as winnings on TV or radio shows.
- Royalty payments of \$10 or more.
- Payments to certain crew members by operators of fishing boats.

You also use Form 1099-MISC to report sales by you of \$5,000 or more of consumer goods to a person for resale anywhere other than in a permanent retail establishment.

Form W-2. You must file Form W-2, *Wage and Tax Statement*, to report payments to your employees, such as wages, tips, and other compensation, withheld income, social security, and Medicare taxes, and advance earned income credit (EIC) payments. For more information on what to report on Form W-2, see the *Instructions for Forms W-2 and W-3*.

Table 1–1. Which Forms Must I File?

If You are Liable For:	Use Form:	Due By: ¹
Income tax	1040 and Schedule C ² or C-EZ	15th day of 4th month after end of tax year
Self-employment tax	Schedule SE	File with Form 1040.
Estimated tax	1040-ES	15th day of 4th, 6th and 9th months of tax year, and 15th day of 1st month after the end of tax year
Social security and Medicare taxes and income tax withholding	941	April 30, July 31, October 31, and January 31
	8109 (to make deposits) ³	See Publication 15.
Providing information on social security and Medicare taxes and income tax withholding	W-2 (to employee)	January 31
	W-2 and W-3 (to the Social Security Administration)	Last day of February (March 31 if filing electronically)
Federal unemployment (FUTA) tax	940 or 940-EZ	January 31
	8109 (to make deposits) ³	April 30, July 31, October 31, and January 31, but only if the liability for unpaid tax is more than \$100
Filing information returns for payments to nonemployees and transactions with other persons	See <i>Information Returns</i> .	Forms 1099—to the recipient by January 31 and to the IRS by February 28 (March 31 if filing electronically) Other forms—See <i>Instructions for Forms 1099, 1098, 5498, and W-2G</i> .
Excise tax	See <i>Excise Taxes</i> .	See the instructions to the forms.

¹If a due date falls on a Saturday, Sunday, or legal holiday, the due date is the next business day. For more information, get Publication 509, *Tax Calendars for 2000*.

²File a separate schedule for each business.

³Do not use if you deposit taxes electronically.

Penalties. The law provides for the following penalties if you do not file Form 1099–MISC or Form W–2 or do not correctly report the information. For more information, see the *Instructions for Forms 1099, 1098, 5498, and W–2G*.

- **Failure to file information returns.** A penalty applies if you do not file information returns by the due date, if you do not include all required information, or if you report incorrect information.
- **Failure to furnish correct payee statements.** A penalty applies if you do not furnish a required statement to a payee by the required date, if you do not include all required information, or if you report incorrect information.

Waiver of penalty. A penalty will not apply if you can show that the failure was due to reasonable cause and not willful neglect.

In addition, there is no penalty for failure to include all the required information, or for including incorrect

information, on a *de minimis* (small) number of information returns if you correct the errors by August 1 of the year the returns are due. (A *de minimis* number of returns is the greater of 10 or 1/2 of 1% of the total number of returns you are required to file for the year.)

Form 8300. You must file Form 8300, *Report of Cash Payments Over \$10,000 Received in a Trade or Business*, if you receive more than \$10,000 in cash in one transaction, or two or more related business transactions. Cash includes U.S. and foreign coin and currency. It also includes certain monetary instruments such as cashier's and traveler's checks and money orders. For more information, see Publication 1544, *Reporting Cash Payments of Over \$10,000 (Received in a Trade or Business)*.

Penalties. There are civil and criminal penalties, including up to 5 years in prison, for not filing Form 8300 or for filing (or causing the filing) of a false or fraudulent form, or for structuring a transaction to evade reporting requirements.

2.

Accounting Periods and Methods

You must figure taxable income and file a tax return on the basis of an annual accounting period called a “tax year.” Also, you must consistently use an accounting method that clearly shows your income and expenses for the tax year.

Accounting Periods

Your “tax year” is the annual accounting period you use to keep records and report income and expenses on your income tax return. You can use one of the following tax years.

- A calendar tax year.
- A fiscal tax year.

You adopt a tax year when you file your first income tax return. You must adopt your first tax year by the due date (not including extensions) for filing a return for that year.

Calendar tax year. A calendar tax year is 12 consecutive months beginning January 1 and ending December 31.

You must adopt the calendar tax year if any of the following apply.

- You do not keep adequate records.
- You have no annual accounting period.
- Your present tax year does not qualify as a fiscal year.

If you filed your first income tax return using the calendar tax year, and you later begin business as a sole proprietor, you must continue to use the calendar tax year unless you get IRS approval to change it. See *Change in tax year*, later.

If you adopt the calendar tax year, you must maintain your books and records and report your income and expenses for the period from January 1 through December 31 of each year.

Fiscal tax year. A fiscal tax year is 12 consecutive months ending on the last day of any month except December. A 52–53 week tax year is a fiscal tax year that varies from 52 to 53 weeks.

If you adopt a fiscal tax year, you must maintain your books and records and report your income and expenses using the same tax year.

For more information on fiscal tax years, including 52–53 week tax years, see Publication 538, *Accounting Periods and Methods*.

Change in tax year. Once you have chosen your tax year, you must, with certain exceptions, get IRS approval to change it. To get approval, you must file **Form 1128**, *Application To Adopt, Change, or Retain a Tax Year*. You may have to pay a fee. For more information, see Publication 538.

Accounting Methods

An accounting method is a set of rules used to determine when and how income and expenses are reported. Your accounting method includes not only the overall method of accounting you use, but also the accounting treatment you use for any material item.

You choose your accounting method when you file your first tax return. After that, if you want to change your accounting method, you must first get IRS approval. See *Change in Accounting Method*, later.

Kinds of methods. Generally, you can figure your taxable income under any of the following accounting methods.

- Cash method.
- Accrual method.
- Special methods of accounting for certain items of income and expenses.
- Combination method using elements of two or more of the above.

Business and personal items. You can account for business and personal items under different accounting methods. For example, you can figure your business income under an accrual method, even if you use the cash method to figure personal items.

Two or more businesses. If you operate two or more separate and distinct businesses, you can use a different accounting method for each if the method clearly reflects the income of each business. They are separate and distinct if books and records are maintained for each business.

Cash Method

Most individuals and many sole proprietors with no inventory use the cash method of accounting. However, if an inventory is necessary to account for your income, you must use an accrual method of accounting for sales and purchases.

Income

Under the cash method, you include in your gross income all items of income you actually or constructively receive during the year. If you receive property and services, you must include their fair market value in income.

Example. On December 30, 1998, Mrs. Sycamore sent you a check for interior decorating services you provided to her. You received the check on January 2,

1999. You must include the amount of the check in income for 1999.

Constructive receipt. You have constructive receipt of income when an amount is credited to your account or made available to you without restriction. You do not need to have possession of it. If you authorize someone to be your agent and receive income for you, you are treated as having received it when your agent received it.

Example. You have interest credited to your bank account in December 1999. You must include it in your gross income for 1999 and not for 2000 when you withdraw it or it is entered in your passbook.

Delaying receipt of income. You cannot hold checks or postpone taking possession of similar property from one tax year to another to avoid paying tax on the income. You must report the income in the year the property is received or made available to you without restriction.

Example. Frances Jones, a service contractor, was entitled to receive a \$10,000 payment on a contract in December 1999. She was told in December that her payment was available. At her request, she was not paid until January 2000. She must include this payment in her 1999 income because it was constructively received in 1999.

Checks. Receipt of a valid check by the end of the tax year is constructive receipt of income in that year, even if you cannot cash or deposit the check until the following year.

Example. Dr. Redd received a check for \$500 on December 31, 1999, from a patient. She could not deposit the check in her business account until January 3, 2000. She must include this fee in her income for 1999.

Debts paid by another person or canceled. If your debts are paid by another person or are canceled by your creditors, you may have to report part or all of this debt relief as income. If you receive income in this way, you constructively receive the income when the debt is canceled or paid. See *Canceled Debt* under *Kinds of Income* in chapter 5.

Repayment of income. If you include an amount in income and in a later year you have to repay all or part of it, you can usually deduct the repayment in the year in which you make it. If the amount you repay is over \$3,000, a special rule applies. For details about the special rule, see *Repayments (claim of right)* in chapter 16 of Publication 535, *Business Expenses*.

Expenses

Under the cash method, you must generally deduct expenses in the tax year in which you actually pay them. This includes business expenses for which you contest liability. However, you may not be able to deduct an expense paid in advance or you may be required to capitalize certain costs, as explained later under *Uniform Capitalization Rules*.

Expenses paid in advance. You can deduct an expense you pay in advance only in the year to which it applies.

Example. You are a calendar year taxpayer and you pay \$1,000 in 1999 for a business insurance policy that is effective for one year, beginning July 1. You can deduct \$500 in 1999 and \$500 in 2000.

Accrual Method

Under an accrual method of accounting, income is generally reported in the year earned and expenses are deducted or capitalized in the year incurred. The purpose of an accrual method is to match income and expenses in the correct year.

Income—General Rule

Under an accrual method, you generally include an amount in your gross income for the tax year in which all events that fix your right to receive the income have occurred, and you can determine the amount with reasonable accuracy.

Example. You are a calendar year, accrual method taxpayer. You sold a computer on December 28, 1999. You billed the customer in the first week of January 2000, but you did not receive payment until February 2000. You must include the amount received for the computer in your 1999 income.

Income—Special Rules

The following are special rules that apply to advance payments, estimating income, and changing a payment schedule for services.

Estimated income. If you include an amount in gross income on the basis of a reasonable estimate, and you later determine the exact amount, take the difference, if any, into account in the tax year in which you make the determination.

Change in payment schedule for services. If you perform services for a basic rate specified in a contract, you must accrue the income at the basic rate, even if you agree to receive payments at a lower rate until you complete the services and then receive the difference.

Advance payments for services. Generally, you report an advance payment for services to be performed in a later tax year as income in the year you receive the payment. However, if you receive an advance payment for services you agree to perform by the end of the next tax year, you can choose to postpone including the advance payment in income until the next tax year. However, you cannot postpone including any payment beyond that tax year.

For more information about reporting advance payments for services, see Publication 538, *Accounting Periods and Methods*. That publication also explains special rules for reporting the following types of income.

- Advance payments you get for service agreements.
- Advance payments you get under guarantee or warranty contracts.

- Prepaid interest.
- Prepaid rent.

Advance payments for sales. Special rules apply to including income from advance payments on agreements for future sales or other dispositions of goods you hold primarily for sale to your customers in the ordinary course of your business. If the advance payments are for contracts involving both the sale and service of goods, it may be necessary to treat them as two agreements. An agreement includes a gift certificate that can be redeemed for goods. Treat amounts that are due and payable as amounts you received.

You generally include an advance payment in income for the tax year in which you receive it. However, you can use an alternative method. For information about the alternative method, see Publication 538.

Expenses

Under an accrual method of accounting, you generally deduct or capitalize a business expense when the following apply.

- 1) The all-events test has been met:
 - a) All events have occurred that fix the fact of liability, and
 - b) The liability can be determined with reasonable accuracy.
- 2) Economic performance has occurred.

Economic performance. You generally cannot deduct or capitalize a business expense until economic performance occurs. If your expense is for property or services provided to you, or for use of property by you, economic performance occurs as the property or services are provided or as the property is used. If your expense is for property or services you provide to others, economic performance occurs as you provide the property or services. An exception allows certain recurring items to be treated as incurred during a tax year even though economic performance has not occurred. For more information on economic performance, see Publication 538.

Example. You are a calendar year taxpayer who uses an accrual method of accounting. You buy office supplies in December 1999. You received the supplies and the bill in December, but you pay the bill in January 2000. You can deduct the expense in 1999 because all events that fix the fact of liability have occurred, the amount of the liability could be reasonably determined, and economic performance occurred in that year.

Your office supplies may qualify as a recurring expense. In that case, you can deduct them in 1999, even if the supplies are not delivered until 2000 (when economic performance occurs).

Inventories. An inventory is necessary to clearly show income when the production, purchase, or sale of merchandise is an income-producing factor. If you must account for an inventory in your business, you must use

an accrual method of accounting for your purchases and sales. Inventories are discussed in chapter 6.

Special Rules for Related Persons

You cannot deduct business expenses and interest owed to a related person who uses the cash method of accounting *until* you make the payment and the corresponding amount is includible in the related person's gross income. Determine the relationship, for this rule, as of the end of the tax year for which the expense or interest would otherwise be deductible. If a deduction is not allowed under this rule, the rule will continue to apply even if your relationship with the person ends before the expense or interest is includible in the gross income of that person.

Related persons include members of your immediate family, including only brothers and sisters (either whole or half), your spouse, ancestors, and lineal descendants. For a list of other related persons, see Publication 538, *Accounting Periods and Methods*.

Uniform Capitalization Rules

Under the uniform capitalization rules, you must capitalize the direct costs and part of the indirect costs for production or resale activities. Include these costs in the basis of property you produce or acquire for resale, rather than claiming them as a current deduction. You recover the costs through depreciation, amortization, or cost of goods sold when you use, sell, or otherwise dispose of the property.



Special uniform capitalization rules apply to a farming business. See chapter 7 in Publication 225, Farmer's Tax Guide.

Activities subject to the rules. You are subject to the uniform capitalization rules if you do any of the following in the course of a business or an activity carried on for profit.

- 1) Produce real or tangible personal property for use in the business or activity.
- 2) Produce real or tangible personal property for sale to customers.
- 3) Acquire property for resale. However, this rule does not apply to personal property if your average annual gross receipts are \$10 million or less for the 3 prior tax years.

Special Methods

There are special methods of accounting for certain items of income or expense. These include the following.

- Depreciation, discussed in Publication 946, *How To Depreciate Property*.
- Deduction for bad debts, discussed in chapter 14 of Publication 535, *Business Expenses*.
- Installment sales, discussed in Publication 537, *Installment Sales*.

Combination Method

Generally, you can use any combination of cash, accrual, and special methods of accounting if the combination clearly shows income and you use it consistently. However, the following restrictions apply.

- If an inventory is necessary to account for your income, you must use an accrual method for purchases and sales. You can use the cash method for all other items of income and expenses. See *Inventories* in the discussion of expenses under *Accrual Method*, earlier.
- If you use the cash method for figuring your income, you must use the cash method for reporting your expenses.
- If you use an accrual method for reporting your expenses, you must use an accrual method for figuring your income.
- Any combination that includes the cash method is treated as the cash method.

Change in Accounting Method

Once you have set up your accounting method, you must generally get IRS approval before you can change to another method. A change in your accounting method not only includes a change in your overall system of accounting, but also a change in the treatment of any material item. For examples of changes that require approval and information on how to get approval for the change, see Publication 538, *Accounting Periods and Methods*.

3.

Dispositions of Business Property

If you dispose of business property, you may have a gain or loss that you report on Form 1040. However, in some cases you may have a gain that is not taxable or a loss that is not deductible. This chapter will alert you to whether you have a disposition, how to figure the gain or loss, and where to report the gain or loss.

What Is a Disposition of Property?

A disposition of property includes the following transactions.

- You sell business property for cash or other property.

- You exchange property for other property.
- You receive money as a tenant for the cancellation of a lease.
- You receive money for granting the exclusive use of a copyright throughout its life in a particular medium.
- You transfer property to satisfy a debt.
- You abandon property.
- Your bank or other financial institution forecloses on your mortgage.
- Your bank or other financial institution repossesses your property.
- Your property is damaged, destroyed, or stolen, and you receive property or money in payment.
- Your property is condemned, or disposed of under the threat of condemnation, and you receive property or money in payment.

For details about damaged, destroyed, or stolen property, see Publication 547, *Casualties, Disasters, and Thefts (Business and Nonbusiness)*. For details about the other dispositions, see chapter 1 in Publication 544, *Sales and Other Dispositions of Assets*.

Nontaxable exchanges. Certain exchanges of property are not taxable. This means that you are not taxed on any gain from the exchange and you cannot deduct any loss. Your gain or loss will not be recognized until you sell or otherwise dispose of the property you receive.

Like-kind exchanges. A like-kind exchange is the exchange of property for the same kind of property. It is the most common type of nontaxable exchange. To be a like-kind exchange, the property traded and the property received must be both of the following.

- Business or investment property.
- Like property.

For details about like-kind exchanges, see chapter 1 in Publication 544.

Installment sales. An installment sale is a sale of property where you receive at least one payment after the close of the tax year of the sale. If you finance the buyer's purchase of your own property, instead of having the buyer get a loan or mortgage, you probably have an installment sale.

For more information about installment sales, see Publication 537, *Installment Sales*.

How Do I Figure a Gain or Loss?

Table 3–1. How To Figure a Gain or Loss

If:	Then:
Adjusted basis is more than amount realized	You have a loss
Amount realized is more than adjusted basis	You have a gain

The following are definitions of basis, adjusted basis, amount realized, fair market value, and amount recognized. You need to know these definitions to figure your gain or loss.

Basis. The cost or purchase price of property is usually its basis for figuring the gain or loss from its sale or other disposition. However, if you got the property by gift, inheritance, or in some way other than buying it, you must use a basis other than its cost. For more information about basis, see Publication 551, *Basis of Assets*.

Adjusted basis. The adjusted basis of property is your original cost or other basis plus certain additions, and minus certain deductions such as depreciation and casualty losses.

Amount realized. The amount you realize from a disposition is the total of all money you receive plus the **fair market value** of all property or services you receive. The amount you realize also includes any of your liabilities that were assumed by the buyer and any liabilities to which the property you transferred is subject, such as real estate taxes or a mortgage.

Fair market value. Fair market value is the price at which the property would change hands between a buyer and a seller when both have reasonable knowledge of all the necessary facts and neither has to buy or sell.

Amount recognized. Your gain or loss realized from a disposition of property is usually a recognized gain or loss for tax purposes. Recognized gains must be included in gross income. Recognized losses are deductible from gross income. However, a gain or loss realized from certain exchanges of property is not recognized. See *Nontaxable exchanges*, earlier. Also, you cannot deduct a loss from the disposition of property held for personal use.

Is My Gain or Loss Ordinary or Capital?

You must classify your gains and losses as either ordinary or capital gains or losses. You must do this to figure your net capital gain or loss. Generally, you will have a capital gain or loss if you dispose of a capital

asset. For the most part, everything you own and use for personal purposes or investment is a capital asset.

Certain property you use in your business is not a capital asset. A gain or loss from a disposition of this property is an ordinary gain or loss. However, if you held the property for more than 1 year, you may be able to treat the gain or loss as a capital gain or loss. These gains and losses are called **section 1231 gains and losses**.

For more information about ordinary and capital gains and losses, see chapters 2 and 3 in Publication 544.

Is My Capital Gain or Loss Short Term or Long Term?

If you have a capital gain or loss, you must determine whether it is long term or short term. Whether a gain or loss is long or short term depends on how long you own the property before you dispose of it. The time you own property before disposing of it is called the holding period.

Table 3–2. Do I Have a Short-Term or Long-Term Gain or Loss?

If you hold the property:	Then you have a:
1 year or less	Short-term capital gain or loss
More than 1 year	Long-term capital gain or loss

For more information about short-term and long-term capital gains and losses, see chapter 4 of Publication 544.

Where Do I Report Gains and Losses?

Report gains and losses from the following dispositions on the forms indicated. The instructions for the forms explain how to fill them out.

Dispositions of business property and depreciable property. Use **Form 4797**, *Sales of Business Property*. If you have a taxable gain, you may also have to use Schedule D (Form 1040).

Like-kind exchanges. Use **Form 8824**, *Like-Kind Exchanges*. You may also have to use Form 4797 and Schedule D (Form 1040).

Installment sales. Use **Form 6252**, *Installment Sale Income*. You may also have to use Form 4797 and Schedule D (Form 1040).

Casualties and thefts. Use **Form 4684**, *Casualties and Thefts*. You may also have to use Form 4797.

Condemned property. Use Form 4797. You may also have to use Schedule D (Form 1040).

4.

General Business Credit

Your general business credit for the year consists of your carryforward of business credits from prior years plus the total of your current year business credits. In addition, your general business credit for the current year may be increased later by the carryback of business credits from later years. You subtract this credit directly from your tax.

All of the following credits are part of the general business credit. The form you use to figure each credit is shown in parentheses. Be sure you also read *How To Claim the Credit* later because you may also have to fill out Form 3800, *General Business Credit*, in certain situations.

Alcohol fuels credit (Form 6478). This credit applies to alcohol you sold or used as fuel. Alcohol, for purposes of this credit, includes ethanol and methanol. It does not include alcohol produced from petroleum, natural gas, coal, or peat. Nor does it include alcohol of less than 150 proof. For more information, see Form 6478.

Credit for contributions to selected community development corporations (Form 8847). This credit applies to certain contributions made to a selected community development corporation before June 30, 1999. For more information, see Form 8847.

Credit for taxes paid on certain employee tips (Form 8846). The credit is generally equal to your (employer's) portion of social security and Medicare taxes paid on tips received by employees of your food and beverage establishment where tipping is customary. The credit applies regardless of whether the food is consumed on or off your business premises. However, you cannot get credit for your part of social security and Medicare taxes on those tips that are used to meet the federal minimum wage rate that applies to the employee under the Fair Labor Standards Act. For more information, see Form 8846.

Disabled access credit (Form 8826). The disabled access credit is a nonrefundable tax credit for an eligible small business that pays or incurs expenses to provide access to persons who have disabilities. You must pay or incur the expenses to enable your business to comply with the Americans with Disabilities Act of 1990. For more information, see Form 8826.

Empowerment zone employment credit (Form 8844). You may qualify for this credit if you have employees and are engaged in a business in an empowerment zone for which the credit is available. For more information, see Form 8844.

Enhanced oil recovery credit (Form 8830). This credit applies to your qualified enhanced oil recovery costs for the tax year. For more information, see Form 8830.

Indian employment credit (Form 8845). This credit applies to the part of the qualified wages and health insurance costs (up to \$20,000 per employee) you paid or incurred during a tax year that is more than the sum of the comparable costs you (or your predecessor) paid or incurred during calendar year 1993. The employee must be an enrolled member, or the spouse of an enrolled member, of an Indian tribe. The employee must perform substantially all of his or her services within an Indian reservation while living on or near the reservation. For more information, see Form 8845.

Investment credit (Form 3468). The investment credit is the sum of the following three credits.

- Energy credit.
- Reforestation credit.
- Rehabilitation credit.

Energy credit. This credit applies to certain expenses for solar or geothermal energy property you placed in service during the tax year. For more information, see the instructions for Form 3468.

Reforestation credit. The reforestation credit applies to part of the expenses you incur each year to forest or reforest property you hold for growing trees for sale or use in the commercial production of timber products. For information about these expenses, see chapter 12 in Publication 535, *Business Expenses*.

Rehabilitation credit. This credit applies to expenses you incur to rehabilitate certain buildings. For more information, see the instructions for Form 3468.

Low-income housing credit (Form 8586). This credit generally applies to qualified low-income housing buildings placed in service after 1986. For more information, see Form 8586.

Orphan drug credit (Form 8820). The orphan drug credit applies to qualified expenses incurred in testing certain drugs, known as "orphan drugs for rare diseases and conditions." For more information, see Form 8820.

Renewable electricity production credit (Form 8835). The renewable electricity production credit is available to sellers of electricity. It is based on electricity that was sold to unrelated persons and was produced from qualified energy resources at a qualified facility during the 10-year period after the facility is placed in service. For more information, see Form 8835.

Research credit (Form 6765). The research credit is designed to encourage businesses to increase the amounts they spend on research and experimental activities. The credit is generally 20% of the amount by which your research expenses for the year are more than your base amount. However, the credit does not apply to expenses you paid or incurred after June 30, 1999. For more information, see Form 6765.



As this publication was being prepared for print, Congress was considering legislation that would extend the expiration date of the research credit. For more information about this and other important tax changes, see Publication 553, Highlights of 1999 Tax Changes.

Welfare-to-work credit (Form 8861). The welfare-to-work credit provides businesses with an incentive to hire long-term family assistance recipients. However, the credit does not apply to wages you paid or incurred for qualified long-term family assistance recipients who began work for you after June 30, 1999. For more information, see Form 8861.



As this publication was being prepared for print, Congress was considering legislation that would extend the expiration date of the welfare-to-work credit. For more information about this and other important tax changes, see Publication 553.

Work opportunity credit (Form 5884). The work opportunity credit provides businesses with an incentive to hire individuals from targeted groups that have a particularly high unemployment rate or other special employment needs. However, the credit does not apply to wages you paid or incurred for qualified targeted group members who began work for you after June 30, 1999. For more information, see Form 5884.



As this publication was being prepared for print, Congress was considering legislation that would extend the expiration date of the work opportunity credit. For more information about this and other important tax changes, see Publication 553.

How To Claim the Credit

If you meet all the following conditions, use only the form shown in parentheses with each of the credits discussed above.

- You have only one current year business credit.
- You have no carryback or carryover credit(s).
- The credit (other than the low-income housing credit) is not from a passive activity. See **Form 8582-CR**, *Passive Activity Credit Limitations*, for information about passive activity credits.

If you do not meet all these conditions, you **must** also fill out **Form 3800**, *General Business Credit*.



*Although the empowerment zone employment credit (Form 8844) is part of the general business credit, **never** report it on Form 3800.*

5.

Business Income

This chapter primarily explains what income is business income and how to account for it on your tax return. It also explains what items are not considered income.

If there is a connection between any income you receive and your business, the income is business income. A connection exists if it is clear that the payment of income would not have been made if you did not have the business.

You can have business income even if you are not involved in the activity on a regular full-time basis. Income from work you do on the side in addition to your regular job can be business income.

You report most business income, such as income from the sale of your products or services, on Schedule C or C-EZ. But you report the income from the sale of business assets, such as land and office buildings, on other forms instead of Schedule C or C-EZ. For information on selling business assets, see chapter 3.



Nonemployee compensation. *Business income includes amounts you received in your business that were properly shown on Forms 1099-MISC. This includes amounts reported as non-employee compensation in box 7 of the form. You can find more information in the instructions on the back of the Form 1099-MISC you received.*

Kinds of Income

You must report on your tax return all income you receive from your business unless it is excluded by law. In most cases, your business income will be in the form of cash, checks, and credit card charges. But business income can be in other forms, such as property or services. These and other types of income are explained next.



If you are a U.S. citizen who has business income from sources outside the United States (foreign income), you must report that income on your tax return unless it is exempt from tax under U.S. law. If you live outside the United States, you may be able to exclude part or all of your foreign-source business income. For details, see Publication 54, Tax Guide for U.S. Citizens and Resident Aliens Abroad.

Property or Services (Barter)

Bartering is an exchange of property or services. You must include in your gross receipts, at the time received, the fair market value of property or services you receive in bartering. If you exchange services with another person and you both have agreed ahead of time on the value of the services, that value will be accepted as the fair market value unless the value can be shown to be otherwise.

Example 1. You are a self-employed lawyer. You perform legal services for a client, a small corporation. In payment for your services, you receive shares of stock in the corporation. You must include the fair market value of the shares in income.

Example 2. You are an artist and create a work of art to compensate your landlord for the rent-free use of your apartment. You must include the fair rental value of the apartment in your gross receipts. Your landlord must include the fair market value of the work of art in his or her rental income.

Example 3. You are a self-employed accountant. Both you and a house painter are members of a barter club, an organization that each year gives its members a directory of members and the services each member provides. Members get in touch with other members directly and bargain for the value of the services to be performed.

In return for accounting services you provided for the house painter's business, the house painter painted your home. You must include in gross receipts the fair market value of the services you received from the house painter. The house painter must include the fair market value of your accounting services in his or her gross receipts.

Example 4. You are a member of a barter club that uses credit units to credit or debit members' accounts for goods or services provided or received. As soon as units are credited to your account, you can use them to buy goods or services or sell or transfer the units to other members.

You must include the value of credit units you received in your gross receipts for the tax year in which the units are credited to your account.

The dollar value of units received for services by an employee of the club, who can use the units in the same manner as other members, must be included in the employee's gross income for the tax year in which received. It is wages subject to social security and Medicare taxes (FICA), federal unemployment taxes (FUTA), and income tax withholding. See Publication 15, *Circular E, Employer's Tax Guide*.

Example 5. You operate a plumbing business and use the cash method of accounting. You join a barter club and agree to provide plumbing services to any member for a specified number of hours. Each member has access to a directory that lists the members of the club and the services available.

Members contact each other directly and request services to be performed. You are not required to provide services unless requested by another member, but

you can use as many of the offered services as you wish without paying a fee.

You must include the fair market value of any services you receive from club members in your gross receipts when you receive them even if you have not provided any services to club members.

Information returns. If you are involved in a bartering transaction, you may have to file either of the following forms.

- **Form 1099-B**, *Proceeds From Broker and Barter Exchange Transactions*.
- **Form 1099-MISC**, *Miscellaneous Income*.

For information about these forms, see the *Instructions for Forms 1099, 1098, 5498, and W-2G*.

Real Estate Rents

If you are a real estate dealer who receives income from renting real property or an owner of a hotel, motel, etc., who provides services (maid services, etc.) for guests, report the rental income and expenses on Schedule C or C-EZ. If you are not a real estate dealer or the kind of owner described in the preceding sentence, report the rental income and expenses on Schedule E, instead of on Schedule C or C-EZ.

Prepaid rent. Advance payments received under a lease that does not put any restriction on their use or enjoyment are income in the year you receive them. This is true no matter what accounting method or period you use.

Lease bonus. A bonus that you receive from a lessee for granting a lease is an addition to the rent. Include it in your gross receipts in the year it is received.

Lease cancellation payments. Report payments that you receive from your lessee for canceling a lease in gross receipts in the year received.

Payments to third parties. If your lessee makes payments to someone else under an agreement to pay your debts or obligations, include the payments in your gross receipts when the lessee makes the payments. A common example of this kind of income is a lessee's payment of your property taxes on leased real property.

Settlement payments. Payments you receive in settlement of a lessee's obligation to restore the leased property to its original condition are income in the amount that the payments exceed the adjusted basis of the leasehold improvements destroyed, damaged, removed, or disconnected by the lessee.

Personal Property Rents

If you are in the business of renting personal property (equipment, vehicles, formal wear, etc.), include the rental amount you get in your gross receipts on Schedule C or C-EZ. Prepaid rent and other payments described in the preceding *Real Estate Rents* discussion can also be received for renting personal

property. If you receive any of those payments, include them in your gross receipts as explained in that discussion.

Interest and Dividend Income

Interest and dividends may be considered business income.

Interest. Interest received on notes receivable that you have accepted in the ordinary course of business is business income. Interest received on loans is business income if you are in the business of lending money.

Uncollectible loans. If a loan payable to you becomes uncollectible during the tax year and you use an accrual method of accounting, you must include in gross income interest accrued up to the time the loan became uncollectible. If the accrued interest later becomes uncollectible, you may be able to take a bad debt deduction. See chapter 14 in Publication 535, *Business Expenses*.

Unstated interest. If little or no interest is charged on an installment sale, a part of each payment may be treated as unstated interest. See *Unstated Interest and Original Issue Discount* in Publication 537, *Installment Sales*.

Dividends. Generally, dividends are business income to dealers in securities. For most sole proprietors and statutory employees, however, dividends are **nonbusiness income**. If you hold stock as a personal investment separately from your business activity, the dividends from the stock are nonbusiness income.

If you receive dividends from business insurance premiums you deducted in an earlier year, you must report all or part of the dividend as business income on your return. To find out how much you have to report, see *Recovery of items previously deducted*, later.

Canceled Debt

The following explains the general rule for including canceled debt in income and the exceptions to the general rule.

General Rule

Generally, if a debt you owe is canceled or forgiven, other than as a gift or bequest, you must include the canceled amount in your gross income for tax purposes. A debt includes any indebtedness for which you are liable or which attaches to property you hold.

Example. You got a mortgage loan on your home several years ago at a relatively low rate of interest. This year, in return for your paying off the loan early, the lending institution cancels part of the remaining principal. You must include the amount canceled in gross income.

Exceptions

The following discussion covers some exceptions to the general rule for canceled debt.

Deductible debt. You do not realize income from debt cancellation to the extent that payment of the debt would have led to a deduction.

Example. You own a business and get accounting services on credit. Later, you have trouble paying your business debts, but you are not bankrupt or insolvent. Your accountant forgives part of the amount you owe for the accounting services. How you treat the cancellation of debt depends on your method of accounting.

- Cash method – You do not include the debt cancellation in income because payment for the services would have been deductible as a business expense.
- An accrual method – You include the debt cancellation in income. Under an accrual method of accounting, you deduct the expense when you incur the liability, not when you pay the debt.

For information on the cash and accrual methods of accounting, see chapter 2.

Price reduced after purchase. If you owe a debt to the seller for property you bought, and the seller reduces the amount you owe, generally you do not have income from the reduction. Unless you are in bankruptcy or are insolvent, treat the reduction as a purchase price adjustment and reduce your basis in the property.

Excluded Debt

Do not include in gross income a debt canceled in the following situations. However, you may be required to file Form 982. For more information, see **Form 982, Reduction of Tax Attributes Due to Discharge of Indebtedness**.

- 1) The cancellation takes place in a bankruptcy case under title 11 of the United States Code (relating to bankruptcy). See Publication 908, *Bankruptcy Tax Guide*.
- 2) The cancellation takes place when you are insolvent. You can exclude the canceled debt up to the amount by which you are insolvent. See Publication 908.
- 3) The canceled debt is a qualified farm debt that is canceled by a qualified person. See chapter 4 in Publication 225, *Farmer's Tax Guide*.
- 4) The canceled debt is qualified real property business debt. This situation is explained next.

If a debt cancellation is excluded from income because it takes place in a bankruptcy case, items (2), (3), and (4) do not apply. If it takes place when you are insolvent, items (3) and (4) do not apply to the extent you are insolvent.

Qualified real property business debt. You can choose to exclude (up to certain limits) the cancellation of qualified real property business debt. If you make the choice, you **must** reduce the basis of your depreciable real property by the amount excluded. Make this reduction at the beginning of your tax year following the

tax year in which the cancellation occurs. However, if you dispose of the property before that time, you must reduce its basis immediately before the disposition.

Cancellation of qualified real property business debt. Qualified real property business debt is debt (other than qualified farm debt) that meets all the following conditions.

- 1) It was incurred or assumed in connection with real property used in a trade or business.
- 2) It was secured by such real property.
- 3) It was incurred or assumed at either of the following times.
 - a) Before January 1, 1993.
 - b) After December 31, 1992, if incurred or assumed to acquire, construct, or substantially improve the real property.
- 4) It is debt to which you choose to apply these rules.

Qualified real property business debt includes refinancing of debt described in (3) above, but only to the extent it does not exceed the debt being refinanced.

You cannot exclude more than either of the following amounts.

- 1) The excess (if any) of:
 - a) The outstanding principal of qualified real property business debt (immediately before the cancellation), over
 - b) The fair market value (immediately before the cancellation) of the business real property that is security for the debt, reduced by the outstanding principal amount of any other qualified real property business debt secured by this property immediately before the cancellation.
- 2) The total adjusted bases of depreciable real property held by you immediately before the cancellation. These adjusted bases are determined after any basis reduction due to a cancellation in bankruptcy, insolvency, or of qualified farm debt. Do not take into account depreciable real property acquired in contemplation of the cancellation.

Choice. To make this choice, complete Form 982 and attach it to your income tax return for the tax year in which the cancellation occurs. You must file your return by the due date (including the extensions). If you timely filed your return for the year without making the choice, you can still make the choice by filing an amended return within six months of the due date of the return (excluding extensions). Attach Form 982 to the amended return and write "Filed pursuant to section 301.9100-2" at the top of the form. File the amended return at the same address you filed the original return.

Other Income

The following discussion explains how to treat other types of business income you may receive.

Restricted property. Restricted property is property that has certain restrictions that affect its value. If you receive restricted stock or other property for services performed, the fair market value of the property in excess of your cost is included in your income on Schedule C or C-EZ when the restriction is lifted. However, you can choose to be taxed in the year you receive the property. For more information on including restricted property in income, see Publication 525, *Taxable and Nontaxable Income*.

Gains and losses. Do not report on Schedule C or C-EZ a gain or loss from the disposition of property that is neither stock in trade nor held primarily for sale to customers. Instead, you must report these gains and losses on other forms. For more information, see chapter 3.

Promissory notes. Report promissory notes and other evidences of debt issued to you in a sale or exchange of property that is stock in trade or held primarily for sale to customers on Schedule C or C-EZ. In general, you report them at their stated principal amount (minus any unstated interest) when you receive them.

Lost income payments. If you reduce or stop your business activities, report on Schedule C or C-EZ any payment you receive for the lost income of your business from insurance or other sources. Report it on Schedule C or C-EZ even if your business is inactive when you receive the payment.

Damages. You must include in gross income compensation you receive during the tax year as a result of any of the following injuries that are connected with your business.

- Patent infringement.
- Breach of contract or fiduciary duty.
- Antitrust injury.

Economic injury. You may be entitled to a deduction against the income if it compensates you for actual economic injury. Your deduction is the smaller of the following amounts.

- The amount you receive or accrue for damages in the tax year reduced by the amount you pay or incur in the tax year to recover that amount.
- Your loss from the injury that you have not yet deducted.

Punitive damages. You must also include punitive damages in income.

Kickbacks. If you receive any kickbacks, include them in your income on Schedule C or C-EZ. However, do not include them if you properly treat them as a re-

duction of a related expense item, cost of goods sold, or a capital expenditure.

Recovery of items previously deducted. If you recover a bad debt or any other item deducted in a previous year, include the recovery in income on Schedule C or C–EZ. However, if all or part of the deduction in earlier years did not reduce your tax, you do not have to include all of the recovery. Exclude the part that did not reduce your tax. If you exclude part of the recovery from income, you must include with your return a computation showing how you figured the exclusion.

Example. Joe Smith, a sole proprietor, had gross income of \$8,000, a bad debt deduction of \$300, and other allowable deductions of \$7,700. He also had personal exemptions of \$5,500. He would not pay income tax even if he did not deduct the bad debt. Therefore, he will not have to report as income any part of the \$300 he may recover in any future year.

Exception for depreciation. This rule does not apply to depreciation. You recover depreciation using the rules explained next.

Recapture of depreciation. In the following situations, you have to recapture the depreciation deduction. This means that you include in income part or all of the depreciation you deducted in previous years.

Business use of listed property that falls to 50% or less. If your business use of listed property (explained in chapter 8 under *Depreciation*) falls to 50% or less in a tax year after the tax year you placed the property in service, you may have to recapture part of the depreciation deduction. You do this by including in income on Schedule C part of the depreciation you deducted in previous years. Use Part IV of Form 4797, *Sales of Business Property*, to figure the amount to include on Schedule C. See *Applying the Predominant Use Test* in chapter 4 of Publication 946, *How To Depreciate Property*. That chapter explains how to determine whether property is used more than 50% in your business.

Property not predominantly used in business. If you take a section 179 deduction (explained in chapter 8 under *Depreciation*) for an asset and before the end of the asset's recovery period it is not used predominantly in business, you must recapture part of the section 179 deduction. You do this by including in income on Schedule C part of the deduction you took. Use Part IV of Form 4797, *Sales of Business Property*, to figure the amount to include on Schedule C. See chapter 2 in Publication 946 to find out when you recapture the deduction.

Sale or exchange of depreciable property. If you sell or exchange depreciable property at a gain, you may have to report as income all or part of the gain due to depreciation. You figure the income due to depreciation recapture in Part III of Form 4797. For more information, see chapter 4 in Publication 544, *Sales and Other Dispositions of Assets*.

Items That Are Not Income

In some cases the property or money you receive is not income.

Loans. Money borrowed through a bona fide loan is not income.

Appreciation. Increases in value of your property are not income until you realize the increases through a sale or other taxable disposition.

Leasehold improvements. If a tenant erects buildings or makes improvements to your property, the increase in the value of the property that is due to the improvements is not income to you. However, if the facts indicate that the improvements are a payment of rent to you, then the increase in value would be income.

Exchange of property for like property. If you exchange your business property or property you hold for investment solely for property of a like kind to be used in your business or to be held for investment, no gain or loss is recognized. This means that the gain is not taxable and the loss is not deductible. A common type of nontaxable exchange is the trade-in of a business automobile for another business automobile. See chapter 1 in Publication 544, *Sales and Other Dispositions of Assets*, for information about nontaxable exchanges.

Consignments. Consignments of merchandise to others to sell for you are not sales. The title of merchandise remains with you, the consignor, even after the consignee possesses the merchandise. Therefore, if you ship goods on consignment, you have no profit or loss until the consignee sells the merchandise. Merchandise that you have shipped out on consignment is included in your inventory until it is sold.

Do not include merchandise that you receive on consignment in your inventory. Include your profit or commission on merchandise consigned to you in your income when you sell the merchandise or when you receive your profit or commission, depending upon the method of accounting you use.

Construction allowances. If you enter into a lease after August 5, 1997, you can exclude from income the construction allowance you receive (in cash or as a rent reduction) from your landlord if you receive it under both the following conditions.

- Under a **short-term lease of retail space.**
- For the purpose of constructing or improving **qualified long-term real property** for use in your business at that retail space.

Amount you can exclude. You can exclude the construction allowance to the extent that it does not exceed the amount you spent for construction or improvements.

Short-term lease. A short-term lease is a lease (or other agreement for occupancy or use) of retail space for 15 years or less. The following rules apply in determining whether the lease is for 15 years or less.

- Take options to renew into account when figuring whether the lease is for 15 years or less. But do not take into account any option to renew at fair market value determined at the time of renewal.
- Two or more successive leases that are part of the same transaction (or a series of related transactions) for the same or substantially similar retail space are treated as one lease.

Retail space. Retail space is real property leased, occupied, or otherwise used by you as a tenant in your business of selling tangible personal property or services to the general public.

Qualified long-term real property. Qualified long-term real property is nonresidential real property that is part of, or otherwise present at, your retail space and that reverts to the landlord when the lease ends.

Accounting for Your Income

Accounting for your income for income tax purposes differs at times from accounting for financial purposes. This section discusses some of the more common differences that may affect business transactions.

Figure your business income on the basis of a tax year and according to your regular method of accounting (see chapter 2). If the sale of a product is an income-producing factor in your business, you usually have to use inventories to clearly show your income. Dealers in real estate are not allowed to use inventories. For more information on inventories, see chapter 6.

Income paid to a third party. All income you earn is taxable to you. You cannot avoid tax by having the income paid to a third party.

Example. You rent out your property and the rental agreement directs the lessee to pay the rent to your son. The amount paid to your son is gross income to you.

Cash discounts. These are amounts that the seller permits you to deduct from the invoice price for prompt payment. For income tax purposes you can use either of the following two methods to account for cash discounts.

- Deduct the cash discount from purchases (see *Line 36 Purchases Less Cost of Items Withdrawn for Personal Use*, in chapter 6).
- Credit the cash discount to a discount income account.

You must use the chosen method every year for all your purchase discounts.

If you use the second method, the credit balance in the account at the end of your tax year is business income. Under this method, you do not reduce the cost

of goods sold by the cash discounts you received. When valuing your closing inventory, you cannot reduce the invoice price of merchandise on hand at the close of the tax year by the average or estimated discounts received on the merchandise.

Trade discounts. These are reductions from list or catalog prices and usually are not written into the invoice or charged to the customer. Do not enter these discounts on your books of account. Instead, use only the net amount as the cost of the merchandise purchased. See *Trade discounts* in chapter 6.

Payment placed in escrow. If the buyer of your property places part or all of the purchase price in escrow, you do not include any part of it in gross sales until you actually or constructively receive it. However, upon completion of the terms of the contract and the escrow agreement, you will have taxable income, even if you do not accept the money until the next year.

Insurance proceeds. If you receive insurance or another type of reimbursement for your casualty or theft loss, you must subtract it from the loss when you figure your deduction. You cannot deduct the reimbursed part of a casualty or theft loss.

For information on casualty or theft losses, see Publication 547, *Casualties, Disasters, and Thefts (Business and Nonbusiness)*.

Sales returns and allowances. Credits you allow customers for returned merchandise and any other allowances you make on sales are deductions from gross sales in figuring net sales.

Advance payments. Special rules dealing with an accrual method of accounting for payments received in advance are discussed in chapter 2 under *Accrual Method*.

6.

How To Figure Cost of Goods Sold

If you make or buy goods to sell, you can deduct the cost of goods sold from your gross receipts on Schedule C. However, to determine these costs, you must value your inventory at the beginning and end of each tax year.

This chapter applies to you if you are a manufacturer, wholesaler, or retailer, or if you are engaged in any business that makes, buys, or sells goods to produce income. This chapter does not apply to personal service businesses, such as those of doctors, lawyers, carpenters, and painters. However, if those working in personal service businesses also sell or charge for the materials and supplies that are normally used in their businesses, this chapter applies to them.

Inventories

Inventories are necessary to clearly show income when the production, purchase, or sale of merchandise is an income-producing factor in your business. They are the starting point when figuring cost of goods sold.

Include the following items when accounting for your inventory.

- Merchandise or stock in trade.
- Raw materials.
- Work in process.
- Finished products.
- Supplies that physically become a part of the item intended for sale.

You must value your inventory at the beginning and end of each tax year to determine your cost of goods sold (Schedule C, line 42). To determine the value of your inventory, you need a method for **identifying** the items in your inventory and a method for **valuing** these items.

Inventory valuation rules cannot be the same for all kinds of businesses. The method you use to value your inventory must conform to generally accepted accounting principles for similar businesses and must clearly reflect income. Your inventory practices must be consistent from year to year.

For more information about inventories, see Publication 538, *Accounting Periods and Methods*.



If you must account for an inventory in your business, you must use an accrual method of accounting for your purchases and sales. See chapter 2.

Schedule C Lines 35 – 42

Figure your cost of goods sold by filling out lines 35–42 of Schedule C. These lines are reproduced below and are explained in the discussion that follows.

35	Inventory at beginning of year. If different from last year's closing inventory, attach explanation	_____
36	Purchases less cost of items withdrawn for personal use	_____
37	Cost of labor. Do not include any amounts paid to yourself	_____
38	Materials and supplies	_____
39	Other costs	=====
40	Add lines 35 through 39	_____
41	Inventory at end of year	=====
42	Cost of goods sold. Subtract line 41 from line 40. Enter the result here and on page 1, line 4	=====

Line 35 Inventory at Beginning of Year

If you are a merchant, beginning inventory is the cost of merchandise on hand at the beginning of the year that you will sell to customers. If you are a manufacturer or producer, it includes the total cost of raw materials, work in process, finished goods, and materials and supplies used in manufacturing the goods (see *Inventories* earlier in this chapter).

Opening inventory usually will be identical with the closing inventory of the year before. You must explain any difference in a schedule attached to your return.

Donation of inventory. If you donate any inventory item to a charitable organization, the amount of your deductible contribution is the fair market value of the item minus the amount that would be ordinary income if you had sold the item at its fair market value on the date of the gift.

You must remove from opening inventory the costs and expenses for the contributed property that you incurred in earlier years. They are not a part of cost of goods sold for figuring gross income for the year of the contribution. Costs and expenses for the contributed property that you incurred in the year of the contribution are deductible as part of cost of goods sold for that year if this treatment of costs and expenses is proper under your accounting method. If you take such a deduction, those costs and expenses that you incurred in the year of the contribution are not treated as resulting in a basis for the contributed property.

Example 1. You are a calendar year taxpayer who uses an accrual method of accounting. In 1999, you contributed property from inventory to a church. It had a fair market value of \$600. The closing inventory at the end of 1998 properly included \$400 of costs due to the acquisition of the property, and in 1998, you properly deducted \$50 of administrative and other expenses attributable to the property as business expenses. The amount of the charitable contribution allowed for 1999 is \$400 (\$600 – \$200). The \$200 is the amount that would be ordinary income if you had sold the contributed inventory at fair market value on the date of the gift. The cost of goods sold you use in determining gross income for 1999 must not include the \$400. You remove that amount from opening inventory for 1999.

Example 2. If, in Example 1, you acquired the contributed property in 1999 at a cost of \$400, you would include the \$400 cost of the property in figuring the cost of goods sold for 1999, and deduct the \$50 of administrative and other expenses attributable to the property for that year. You would not be allowed any charitable contribution deduction for the contributed property.

Line 36 Purchases Less Cost of Items Withdrawn for Personal Use

If you are a merchant, use the cost of all merchandise you bought for sale. If you are a manufacturer or producer, this includes the cost of all raw materials or parts purchased for manufacture into a finished product.

Trade discounts. The differences between the stated prices of articles and the actual prices you pay for them are called trade discounts. You must use the prices you pay (not the stated prices) in figuring your cost of purchases. Do not show the discount amount separately as an item in gross income.

An automobile dealer must record the cost of a car in inventory reduced by the amount of a manufacturer's rebate that represents a trade discount.

Cash discounts. Cash discounts are amounts your suppliers let you deduct from your purchase invoices for prompt payments. There are two methods of accounting for cash discounts. You may either credit them to a separate discount account or deduct them from total purchases for the year. Whichever method you use, you must be consistent. If you want to change your method of figuring inventory cost, you must get permission from the IRS. See Publication 538 for information on how to change your inventory method.

If you credit cash discounts to a separate account, you must include this credit balance in your business income at the end of the tax year. If you use this method, do not reduce your cost of goods sold by the cash discounts.

Purchase returns and allowances. You must deduct all returns and allowances from your total purchases during the year.

Merchandise withdrawn from sale. If you withdraw merchandise for your personal or family use, you must exclude this cost from the total amount of merchandise you bought for sale. You do this by crediting the purchases or sales account with the cost of merchandise you withdraw for personal use. You should charge the amount to your drawing account.

A **drawing account** is a separate account you should keep to record the business income you withdraw to pay for personal and family expenses. As stated above, you also use it to record withdrawals of merchandise for personal or family use. This account is also known as a *withdrawals account* or *personal account*.

Line 37 Cost of Labor

Labor costs are usually an element of cost of goods sold only in a manufacturing or mining business. Small merchandisers (wholesalers, retailers, etc.) usually do not have labor costs that can properly be charged to cost of goods sold. In a manufacturing business, labor costs that are properly allocable to the cost of goods sold include both the direct and indirect labor used in fabricating the raw material into a finished, saleable product.

Direct labor. Direct labor costs are the wages you pay to those employees who spend all their time working directly on the product being manufactured. They also include a part of the wages you pay to employees who work directly on the product part time if you can determine that part of their wages.

Indirect labor. Indirect labor costs are the wages you pay to employees who perform a general factory function that does not have any immediate or direct connection with making the saleable product, but that is a necessary part of the manufacturing process.

Other labor. Other labor costs that are not properly chargeable to the cost of goods sold may be deducted as selling or administrative expenses. Generally, the only kinds of labor costs that are properly chargeable to your cost of goods sold are the direct or indirect labor costs, and certain other costs that are treated as overhead expenses properly charged to the manufacturing process, as discussed later under *Line 39 Other Costs*.

Line 38 Materials and Supplies

Materials and supplies, such as hardware and chemicals, used in manufacturing goods are charged to cost of goods sold. Those that are not used in the manufacturing process are treated as deferred charges. You deduct them as a business expense when you use them. Business expenses are discussed in chapter 8.

Line 39 Other Costs

Examples of other costs incurred in a manufacturing or mining process that you charge to your cost of goods sold are as follows.

Containers. Containers and packages that are an integral part of the product manufactured are a part of your cost of goods sold. If they are not an integral part of the manufactured product, their costs are shipping or selling expenses.

Freight-in. Freight-in, express-in, and cartage-in on raw materials, supplies that you use in production, and merchandise that you purchase for sale are all part of cost of goods sold.

Overhead expenses. Overhead expenses include expenses such as rent, heat, light, power, insurance, depreciation, taxes, maintenance, labor, and supervision. The overhead expenses you have as direct and necessary expenses of the manufacturing operation are included in your cost of goods sold.

Line 40 Add Lines 35 through 39

The total of lines 35 through 39 equals the cost of the goods available for sale during the year.

Line 41 Inventory at End of Year

Subtract the value of your closing inventory (including, as appropriate, the allocable parts of the cost of raw materials and supplies, direct labor, and overhead expenses) from line 40. Your ending inventory will usually become the beginning inventory of your next tax year.

Line 42 Cost of Goods Sold

When you subtract your closing inventory from the cost of goods available for sale, the remainder is your cost of goods sold during the tax year. When you subtract your cost of goods sold from your adjusted gross receipts, the remainder is your gross profit from sales.

7.

Figuring Gross Profit

After you have figured the gross receipts from your business (chapter 5) and the cost of goods sold (chapter 6), you are ready to figure your gross profit. You must determine gross profit before you can deduct any business expenses. These expenses are discussed in chapter 8.

If you are filing Schedule C–EZ, your gross profit is your gross receipts plus certain other amounts, explained later under *Additions to Gross Profit*.

If you are filing Schedule C, you figure your gross profit by first figuring your net receipts. Do this on Schedule C by subtracting any returns and allowances (line 2) from gross receipts (line 1). Returns and allowances include cash or credit refunds you make to customers, rebates, and other allowances off the actual sales price.

Next, subtract the cost of goods sold (line 4) from net receipts (line 3). The result is the gross profit from your business.

You do not have to figure the cost of goods sold if the sale of merchandise is not an income-producing factor for your business. Your gross profit is the same as your net receipts—gross receipts minus any refunds, rebates, or other allowances. Most professions and businesses that sell services rather than products can figure gross profit directly from net receipts in this way.

Illustration. This illustration of the gross profit section of the income statement of a retail business shows how gross profit is figured.

Income Statement	
Year Ended December 31, 1999	
Gross receipts	\$400,000
Minus: Returns and allowances	<u>14,940</u>
Net receipts	\$385,060
Minus: Cost of goods sold	<u>288,140</u>
Gross profit	<u>\$96,920</u>

The cost of goods sold for this business is figured as follows:

Inventory at beginning of year	\$37,845
Plus: Purchases	\$285,900
Minus: Items withdrawn for personal use	<u>2,650</u>
Goods available for sale	\$321,095
Minus: Inventory at end of year	<u>32,955</u>
Cost of goods sold	<u>\$288,140</u>

Items To Check

Consider the following items before figuring your gross profit.

Gross receipts. At the end of each business day, make sure your records balance with your actual cash and credit receipts for the day. You may find it helpful to use cash registers to keep track of receipts. You should also use a proper invoicing system and keep a separate bank account for your business.

Sales tax collected. Check to make sure your records show the correct sales tax collected.

Inventory at beginning of year. Compare this figure with last year's ending inventory. The two amounts should usually be the same.

Purchases. If you take any inventory items for your personal use — use them yourself, provide them to your family, or give them as personal gifts, etc. — be sure to remove them from the cost of goods sold. For details on how to adjust cost of goods sold, see *Merchandise withdrawn from sale* in chapter 6.

Inventory at end of year. Check to make sure your procedures for taking inventory are adequate. These procedures should provide a way of making sure that all items have been included in the inventory and that proper pricing techniques have been used.

Avoid using adding machine tapes as the only evidence for your inventory. Inventory forms are available at office supply stores. These forms have columns for recording the description, quantity, unit price, and value of each inventory item. Each page has space to record who made the physical count, who priced the items, who made the extensions, and who proofread the calculations. These forms will help satisfy you that the total inventory is accurate. They will also provide you with a permanent record to support its validity.

Inventories are explained in Publication 538.

Testing Gross Profit Accuracy

If you are in a retail or wholesale business, you can check the accuracy of your gross profit figure. First, divide gross profit by net receipts. The resulting percentage measures the average spread between the merchandise cost of goods sold and the selling price.

Next, compare this percentage to your markup policy. Little or no difference between these two percentages shows that your gross profit figure is accurate. A large difference between these percentages may show that you did not accurately figure sales, purchases, inventory, or other items of cost. You should determine the reason for the difference.

Example. Joe Able operates a retail business. On the average, he marks up his merchandise so that he will realize a gross profit of 33 $\frac{1}{3}$ % on its sales. The net

receipts (gross receipts minus returns and allowances) shown on his income statement for 1999 is \$300,000. His cost of goods sold is \$200,000. This results in a gross profit of \$100,000 (\$300,000 – \$200,000). To test the accuracy of this year's results, Joe divides gross profit (\$100,000) by net receipts (\$300,000). The resulting 33 $\frac{1}{3}$ % confirms his markup policy of 33 $\frac{1}{3}$ %.

Additions to Gross Profit

If your business has income from a source other than its regular business operations, enter the income on line 6 of Schedule C and add it to gross profit. The result is gross business income. If you use Schedule C–EZ, include the income on line 1 of the schedule. Some examples are income from an interest-bearing checking account, income from scrap sales, and amounts recovered from bad debts.

8.

Business Expenses

You can deduct the costs of running your business. These costs are known as business expenses. These are costs you do not have to capitalize or include in the cost of goods sold.

To be deductible, a business expense must be both ordinary and necessary. An **ordinary** expense is one that is common and accepted in your field of business. A **necessary** expense is one that is helpful and appropriate for your business. An expense does not have to be indispensable to be considered necessary.



If you have an expense that is partly for business and partly personal, separate the personal part from the business part.

Bad Debts

If someone owes you money you cannot collect, you have a bad debt. There are two kinds of bad debts—business bad debts and nonbusiness bad debts.

A business bad debt is generally one that comes from operating your trade or business. You can deduct business bad debts as an expense on your business tax return.

All other bad debts are nonbusiness bad debts and deductible as short-term capital losses on Schedule D (Form 1040). For more information on nonbusiness bad debts, see Publication 550, *Investment Income and Expenses*.

Business bad debt. A business bad debt is a loss from the worthlessness of a debt that falls in either of the following categories.

- 1) It was created or acquired in your business.
- 2) It was closely related to your business when it became partly or totally worthless.

A debt is closely related to your business if your primary motive for incurring the debt is a business reason.

Business bad debts are mainly the result of credit sales to customers. They can also be the result of loans to suppliers, clients, employees, or distributors. Goods and services customers have not paid for are shown in your books as either accounts receivable or notes receivable. If you are unable to collect any part of these accounts or notes receivable, the uncollectible part is a business bad debt.

You can take a bad debt deduction for these accounts and notes receivable only if the amount owed you was included in your gross income either for the year the deduction is claimed or for a prior year.

Accrual method taxpayers. Accrual method taxpayers normally report income as they earn it. They can take a bad debt deduction for an uncollectible receivable if they have included the uncollectible amount in income.

Cash method taxpayers. Cash method taxpayers normally report income when they receive payment. They cannot take a bad debt deduction for amounts owed to them that they have not received and cannot collect if they never included those amounts in income.

More information. For more information about business bad debts, see chapter 14 in Publication 535, *Business Expenses*.

Car and Truck Expenses

If you use your car or truck in your business, you can deduct the costs of operating and maintaining your vehicle. You can deduct expenses for local transportation and traveling away from home overnight on business.



*You may be entitled to a tax credit for an **electric vehicle** or a deduction from gross income for a part of the cost of a **clean-fuel vehicle** that you place in service during the year. The vehicle must meet certain requirements, and you do not have to use it in your business to qualify for the credit or the deduction. For more information, see chapter 15 of Publication 535, Business Expenses.*

Local transportation expenses. Local transportation expenses include the ordinary and necessary costs of all of the following.

- Getting from one workplace to another in the course of your business or profession when you are traveling within the city or general area that is your tax home. Tax home is defined later.
- Visiting clients or customers.
- Going to a business meeting away from your regular workplace.

- Getting from your home to a temporary workplace when you have one or more regular places of work. These temporary workplaces can be either within the area of your tax home or outside that area.

Local business transportation does **not** include expenses you have while traveling away from home overnight. Those expenses are deductible as travel expenses and are discussed later under *Travel, Meals, and Entertainment*. However, if you use your car while traveling away from home overnight, use the rules in this section to figure your car expense deduction.

Generally, your **tax home** is your regular place of business, regardless of where you maintain your family home. It includes the entire city or general area in which your business or work is located.

Example. You operate a printing business out of rented office space. You use your van to deliver completed jobs to your customers. You can deduct the cost of round-trip transportation between your customers and your print shop.



You cannot deduct the costs of driving your car or truck between your home and your main or regular workplace. These costs are personal commuting expenses.

Office in the home. Your workplace can be your home if you have an office in your home that qualifies as your **principal place of business**. See *Business Use of Your Home*, later.

Example. You are a graphics designer. You operate your business out of your home. Your home qualifies as your principal place of business. You occasionally have to drive to your clients to deliver your completed work. You can deduct the cost of the round-trip transportation between your home and your clients.

Methods for Deducting Car and Truck Expenses

For local transportation or overnight travel by car or truck, you generally can use one of the following methods to figure your expenses.

- Standard mileage rate.
- Actual expenses.

Standard mileage rate. You may be able to use the standard mileage rate to figure the deductible costs of operating your car, van, pickup, or panel truck for business purposes. For 1999, the standard mileage rate is 32½ cents a mile for all business miles driven before April 1. The rate is 31 cents a mile after March 31.



If you choose to use the standard mileage rate for a year, you cannot deduct your actual expenses for that year except for business-related parking fees and tolls.

Choosing the standard mileage rate. If you want to use the standard mileage rate for a car or truck you own, you must choose to use it in the first year the car

is available for use in your business. In later years, you can choose to use either the standard mileage rate or actual expenses.

If you want to use the standard mileage rate for a car you lease, you must choose to use it for the entire lease period. For leases that began on or before December 31, 1997, the standard mileage rate must be used for the entire portion of the lease period (including renewals) that is after that date.

Standard mileage rate not allowed. You cannot use the standard mileage rate if you:

- 1) Use the car for hire (such as a taxi), or
- 2) Operate two or more cars at the same time.

Parking fees and tolls. In addition to using the standard mileage rate, you can deduct any business-related parking fees and tolls. (Parking fees that you pay to park your car at your place of work are non-deductible commuting expenses.)

Actual expenses. If you do not choose to use the standard mileage rate, you may be able to deduct your actual car or truck expenses.



If you qualify to use both methods, figure your deduction both ways to see which gives you a larger deduction.

Actual car expenses include the costs of the following items.

Depreciation	Lease payments	Registration fees
Garage rent	Licenses	Repairs
Gas	Oil	Tires
Insurance	Parking fees	Tolls

If you use your vehicle for both business and personal purposes, you must divide your expenses between business and personal use. You can divide based on the miles driven for each purpose.

Example. You are the sole proprietor of a flower shop. You drove your van 20,000 miles during the year. 16,000 miles were for delivering flowers to customers and 4,000 miles were for personal use. You can claim only 80% (16,000 ÷ 20,000) of the cost of operating your van as a business expense.

More information. For more information about the rules for claiming car and truck expenses, see Publication 463, *Travel, Entertainment, Gift, and Car Expenses*.

Reimbursing Your Employees for Expenses

You generally can deduct the amount you reimburse your employees for car and truck expenses. The reimbursement you deduct and the manner in which you deduct it depend in part on whether you reimburse the expenses under an accountable plan or a nonaccountable plan. For details, see chapter 16 in Publication 535, *Business Expenses*. That chapter explains accountable and nonaccountable plans and tells you whether to report the reimbursement on your employee's Form W-2, *Wage and Tax Statement*.

Depreciation

If property you acquire to use in your business is expected to last more than one year, you generally cannot deduct the entire cost as a business expense in the year you acquire it. You must spread the cost over more than one tax year and deduct part of it each year on Schedule C or C–EZ. This method of deducting the cost of business property is called depreciation.

The discussion here is brief. You will find more information about depreciation in the following publications.

- Publication 946, *How To Depreciate Property*.
- Publication 534, *Depreciating Property Placed in Service Before 1987*.

What can be depreciated. You can depreciate property if it meets all the following requirements.

- It must be used in business or held to produce income.
- It must be expected to last more than one year. In other words, it must have a useful life that extends substantially beyond the year it is placed in service.
- It must be something that wears out, decays, gets used up, becomes obsolete, or loses its value from natural causes.

What cannot be depreciated. You cannot depreciate any of the following items.

- Property placed in service and disposed of in the same year.
- Inventory (explained in chapter 6).
- Land.
- Repairs and replacements that do not increase the value of your property, make it more useful, or lengthen its useful life. You can deduct these amounts on line 21 of Schedule C or line 2 of Schedule C–EZ.

Depreciation method. The method for depreciating most tangible property placed in service after 1986 is called the Modified Accelerated Cost Recovery System (MACRS). (Tangible property is property that you can see or touch.) MACRS is discussed in detail in Publication 946.

For property placed in service after 1980 and before 1987, you generally must use the Accelerated Cost Recovery System (ACRS). ACRS is discussed in detail in Publication 534.

Section 179 deduction. You can choose to deduct a limited amount (for 1999, up to \$19,000) of the cost of certain depreciable property in the year you buy it for use in your business. This deduction is known as the “section 179 deduction.” For more information, see Publication 946. It explains what costs you can and

cannot deduct, how to figure the deduction, and when to recapture the deduction.

Listed property. Listed property is any of the following.

- Most passenger automobiles.
- Most other property used for transportation.
- Any property of a type generally used for entertainment, recreation, or amusement.
- Certain computer and related peripheral equipment.
- Any cellular telephone (or similar telecommunications equipment).

You must follow additional rules and recordkeeping requirements when depreciating listed property. For more information about listed property, see Publication 946.

Form 4562. Use Form 4562, *Depreciation and Amortization*, to report depreciation and the section 179 deduction. Use it if you are claiming any of the following.

- Depreciation on property placed in service during the tax year.
- A section 179 deduction.
- Depreciation on any listed property (regardless of when it was placed in service).



If you have to use Form 4562, you must file Schedule C. You cannot use Schedule C–EZ.

Employees' Pay

You can generally deduct on Schedule C the pay you give your employees for the services they perform for your business. The pay may be in cash, property, or services.

To be deductible, your employees' pay must be an ordinary and necessary expense and you must pay or incur it in the tax year. In addition, the pay must meet both of the following tests.

- The pay must be reasonable.
- The pay must be for services performed.

Chapter 2 in Publication 535, *Business Expenses*, explains and defines these requirements.

You cannot deduct your own salary or any personal withdrawals you make from your business. You are not an employee of the business.



If you had employees during the year, you must use Schedule C. You cannot use Schedule C–EZ.

Some of the payments you may be able to deduct are listed below. For an explanation of each of these items, see chapter 2 in Publication 535.

- Bonuses.
- Employee achievement awards that meet certain requirements.
- Loans or advances that you do not expect the employee to repay if they are for personal services actually performed.
- Vacation pay.
- Pay for sickness and injury.
- Cost of furnishing meals and lodging to employees.
- Reimbursements for employee business expenses.
- Education expenses.
- Property you transfer to an employee as payment for services.

Fringe benefits. A fringe benefit is a form of pay provided to any person for the performance of services by that person. You can deduct the cost of fringe benefits you provide. However, you must include in your employees' pay the value of fringe benefits you provide unless the benefits are specifically excluded from income by law. The following are examples of fringe benefits.

- The use of a car.
- Flights on airplanes.
- Discounts on property or services.
- Memberships in country clubs or other social clubs.
- Tickets to entertainment or sporting events.

For information on the rules that apply to fringe benefits, see chapter 4 in Publication 535. That chapter explains how to value fringe benefits and how to determine whether fringe benefits are excludable from your employees' incomes.

Employee benefit programs. You can generally deduct amounts you spend on employee benefit programs as a business expense. You can also generally exclude from an employee's income the value of part or all of the benefits you provide. Employee benefit programs include the following.

- Accident and health plans.
- Adoption assistance.
- Cafeteria plans.
- Dependent care assistance.
- Educational assistance.
- Group-term life insurance coverage.
- Welfare benefit funds.

More information. For more information about employee benefit programs, see chapter 5 in Publication 535. That chapter explains what costs you can deduct and which part of the benefits you can exclude from an employee's income.

Insurance

You can generally deduct premiums you pay for the following kinds of insurance related to your business.

- 1) Fire, theft, flood, or similar insurance.
- 2) Credit insurance on losses from unpaid debts.
- 3) Group hospitalization and medical insurance for employees, including long-term care insurance.
- 4) Liability insurance.
- 5) Malpractice insurance that covers your professional personal liability for negligence resulting in injury or damage to patients or clients.
- 6) Workers' compensation insurance set by state law that covers any claims for bodily injuries or job-related diseases suffered by employees in your business, regardless of fault.
- 7) Contributions to a state unemployment insurance fund. You can deduct these contributions as taxes if they are considered taxes under state law.
- 8) Overhead insurance. This insurance pays you for business overhead expenses you have during long periods of disability caused by your injury or sickness.
- 9) Car and other vehicle insurance for vehicles used in your business if you do not use the standard mileage rate to figure your car expenses.
- 10) Life insurance covering your employees if you are not directly or indirectly the beneficiary under the contract.
- 11) Use and occupancy and business interruption insurance. This insurance pays you for lost profits if your business is shut down due to a fire or other cause. Report the proceeds as ordinary income.

You cannot deduct the following kinds of insurance premiums.

- 1) Self-insurance reserve funds. You cannot deduct amounts credited to a reserve you set up for self-insurance. This applies even if you cannot get business insurance coverage for certain business risks. However, your actual losses may be deductible. See Publication 547, *Casualties, Disasters, and Thefts (Business and Nonbusiness)*.
- 2) Loss of earnings. You cannot deduct premiums for a policy that pays for your lost earnings due to sickness or disability. However, see item (8) in the previous list.
- 3) Insurance to secure a loan. If you take out a policy on your life or on the life of another person with a financial interest in your business to get or protect a business loan, you cannot deduct the premiums as a business expense. Nor can you deduct the premiums as interest on business loans or as an expense of financing loans.

Health insurance deduction for the self-employed.

You can deduct up to 60% of the amount you paid during 1999 for medical insurance and qualified long-term care insurance for yourself and your family.

How to figure the deduction. Generally, you can use the worksheet in the Form 1040 instructions to figure your deduction. However, if either of the following applies, you must use the worksheet in chapter 10 of Publication 535, *Business Expenses*.

- You have more than one source of income subject to self-employment tax.
- You file Form 2555 or Form 2555-EZ (relating to foreign earned income).

Cash or accrual method prepayments. You cannot deduct the entire premium for an insurance policy that covers more than one tax year in the year you make the payment or incur a liability for the payment. For the year in which you make the payment or incur the liability, you can deduct only the part of the premium that applies to that year. For each later tax year, you can deduct the part that applies to that tax year.

More information. For more information about deducting insurance, see chapter 10 in Publication 535.

Interest

Interest is the amount charged for the use of borrowed money. You can generally deduct on Schedule C or C-EZ all interest you pay or accrue during the tax year on debts related to your business. Interest relates to your business if you use the proceeds of the loan for a business expense. It does not matter what type of property secures the loan. You can deduct interest on a debt only if you meet all of the following requirements.

- You are legally liable for that debt.
- Both you and the lender intend that the debt be repaid.
- You and the lender have a true debtor-creditor relationship.

You cannot deduct on Schedule C or C-EZ the interest you paid on personal loans. If a loan is part business and part personal, you must divide the interest between the personal part and the business part.

Example. In 1999, you paid \$600 interest on a car loan. During 1999, you used the car 60% for business and 40% for personal purposes. You are claiming actual expenses on the car. You can only deduct \$360 (60% of \$600) for 1999 on Schedule C or C-EZ. The remaining interest of \$240 is a nondeductible personal expense.

More information. For more information about deducting interest, see chapter 8 in Publication 535, *Business Expenses*. That chapter explains the following items.

- Interest you can deduct.

- Interest you cannot deduct.
- How to allocate interest between personal and business use.
- When to deduct interest.
- The rules for a below-market interest rate loan. (This is a loan on which no interest is charged or on which interest is charged at a rate below the applicable federal rate.)

Legal and Professional Fees

Legal and professional fees, such as fees charged by accountants, that are ordinary and necessary expenses directly related to operating your business are deductible on Schedule C or C-EZ. However, you usually cannot deduct legal fees you pay to acquire business assets. Add them to the basis of the property.

If the fees include payments for work of a personal nature (such as making a will), you can take a business deduction only for the part of the fee related to your business. The personal portion of legal fees for producing or collecting taxable income, doing or keeping your job, or for tax advice may be deductible on Schedule A (Form 1040) if you itemize deductions. For more information, see Publication 529, *Miscellaneous Deductions*.

Tax preparation fees. You can deduct on Schedule C or C-EZ the cost of preparing that part of your tax return relating to your business as a sole proprietor. You can deduct the remaining cost on Schedule A (Form 1040) if you itemize your deductions.

You can also deduct on Schedule C or C-EZ the amount you pay or incur in resolving asserted tax deficiencies for your business as a sole proprietor or statutory employee.

Pension Plans

You can set up and maintain the following small business retirement plans for yourself and your employees.

- SEP (Simplified Employee Pension) plans.
- SIMPLE (Savings Incentive Match Plan for Employees) plans.
- Qualified plans (including Keogh or H.R. 10 plans).

SEP, SIMPLE, and qualified plans offer you and your employees a tax favored way to save for retirement. You can deduct contributions you make to the plan for your employees on line 19 of Schedule C. If you are a sole proprietor, you can deduct contributions you make to the plan for yourself on line 29 of Form 1040. You can also deduct trustees' fees if contributions to the plan do not cover them. Earnings on the contributions are generally tax free until you or your employees receive distributions from the plan in later years.

Under some plans, employees can choose to have you contribute limited amounts of their before-tax pay to a plan. These amounts (and earnings on them) are

generally tax free until your employees receive distributions from the plan in later years.

For more information on retirement plans for small business, see Publication 560, *Retirement Plans for Small Business (SEP, SIMPLE, and Keogh Plans)*.



Publication 590, *Individual Retirement Arrangements (IRAs) (Including Roth IRAs and Education IRAs)* discusses other tax favored ways to save for retirement.

Rent Expense

Rent is any amount you pay for the use of property that you do not own. In general, you can deduct rent on Schedule C or C-EZ only if the rent is for property that you use in your business. If you have or will receive equity in or title to the property, you cannot deduct the rent.

Unreasonable rent. You cannot take a rental deduction for rents that are unreasonable. Ordinarily, the issue of reasonableness of the rent will not arise unless you and the lessor are related. Rent paid to a related person is reasonable if it is the same amount you would pay to a stranger for use of the same property. A percentage rental is reasonable if the rental paid is reasonable.

Related persons include members of your immediate family, including only brothers and sisters (either whole or half), your spouse, ancestors, and lineal descendants. For a list of other related persons, see Publication 538, *Accounting Periods and Methods*.

Rent on your home. If you rent rather than own a home and use part of your home as your place of business, you may be able to deduct the rent you pay for that part. You must meet the requirements for business use of your home. For more information, see *Business Use of Your Home*, later.

Rent paid in advance. Generally, rent paid in your business is deductible in the year paid or accrued. If you pay rent in advance, you can deduct only the amount that applies to your use of the rented property during the tax year. You can deduct the rest of your payment only over the period to which it applies.

More information. For more information about rent, see chapter 7 in Publication 535, *Business Expenses*.

Taxes

You can deduct on Schedule C or C-EZ various federal, state, and local taxes directly attributable to your business.

Income taxes. You can deduct as a business expense on Schedule C or C-EZ a state tax on **gross income** (as distinguished from net income) directly attributable

to your business. You can deduct any other state and local income taxes if you itemize deductions on Schedule A (Form 1040). Do not deduct federal income tax.

Employment taxes. You can deduct the social security, Medicare, and federal unemployment (FUTA) taxes you paid out of your own funds as an employer. Employment taxes are discussed briefly in chapter 1. You can also deduct payments you made as an employer to a state unemployment compensation fund or to a state disability benefit fund. Deduct these payments as taxes.

Self-employment tax. You can deduct half of your self-employment tax on line 27 of Form 1040. Self-employment tax is explained in chapter 1.

Personal property tax. You can deduct on Schedule C or C-EZ any tax imposed by a state or local government on personal property used in your business.

Registration fees for the right to use property within a state or local area are also deductible as a business expense.

Example. May and Julius Winter drove their car 7,000 business miles out of a total of 10,000 miles. They had to pay \$25 for their state license tags and \$20 for their city registration sticker. They also paid \$235 in city personal property tax on the car, for a total of \$280. They are claiming their actual car expenses. Because they used the car 70% for business, they can deduct 70% of the \$280, or \$196, as a business expense.

Real estate taxes. You can deduct on Schedule C or C-EZ the real estate taxes you pay on your business property. Deductible real estate taxes are any state, local, or foreign taxes on real estate levied for the general public welfare. The taxes must be based on the assessed value of the real estate and must be charged uniformly against all property under the jurisdiction of the taxing authority.

For more information about real estate taxes, see chapter 9 in Publication 535, *Business Expenses*. That chapter explains special rules for deducting the following items.

- Taxes for local benefits, such as those for sidewalks, streets, water and sewerage systems.
- Real estate taxes when you buy or sell property during the year.
- Real estate taxes if you use an accrual method of accounting.

Sales tax. Treat any sales tax you pay on a service or on the purchase or use of property as part of the cost of the service or property. If the service or the cost or use of the property is a deductible business expense, you can deduct the tax as part of that service or cost. If the property is merchandise bought for resale, the sales tax is part of the cost of the merchandise. If the property is depreciable, add the sales tax to the basis for depreciation. See Publication 551, *Basis of Assets*, for information on the basis of property.



Do not deduct state and local sales taxes imposed on the buyer that you must collect and pay over to the state or local government. Do not include these taxes in gross receipts or sales.

Excise taxes. You can deduct on Schedule C or C-EZ all excise taxes that are ordinary and necessary expenses of carrying on your business. Excise taxes are discussed briefly in chapter 1.

Fuel taxes. Taxes on gasoline, diesel fuel, and other motor fuels that you use in your business are usually included as part of the cost of the fuel. Do not deduct these taxes as a separate item.

Travel, Meals, and Entertainment

This section briefly explains the kinds of travel and entertainment expenses you can deduct on Schedule C or C-EZ.

Travel expenses. These are the ordinary and necessary expenses of traveling away from home for your business. You are traveling away from home if both the following conditions are met.

- 1) Your duties require you to be away from the general area of your tax home (defined later) substantially longer than an ordinary day's work.
- 2) You need to get sleep or rest to meet the demands of your work while away from home.

Generally, your **tax home** is your regular place of business, regardless of where you maintain your family home. It includes the entire city or general area in which your business is located.

The following is a brief summary of the expenses you can deduct.

Transportation. You can deduct the cost of travel by airplane, train, bus, or car between your home and your business destination.

Taxi, commuter bus, and limousine. You can deduct fares for these and other types of transportation between the airport or station and your hotel, or between the hotel and your work location away from home.

Baggage and shipping. You can deduct the cost of sending baggage and sample or display material between your regular and temporary work locations.

Car or truck. You can deduct the costs of operating and maintaining your vehicle when traveling away from home on business. You can deduct actual expenses or the standard mileage rate (discussed earlier under *Car and Truck Expenses*), as well as business-related tolls and parking. If you rent a car while away from home on business, you can deduct only the business-use portion of the expenses.

Meals and lodging. You can deduct the cost of meals and lodging if your business trip is overnight or long enough that you need to stop for sleep or rest to

properly perform your duties. In most cases, you can deduct only 50% of meal expenses.

Cleaning. You can deduct the costs of dry cleaning and laundry while on your business trip.

Telephone. You can deduct the cost of business calls while on your business trip, including business communication by fax machine or other communication devices.

Tips. You can deduct the tips you pay for any expenses listed above.

More information. For more information about travel expenses, see Publication 463, *Travel, Entertainment, Gift, and Car Expenses*.

Entertainment expenses. You may be able to deduct business-related entertainment expenses you have for entertaining a client, customer, or employee. In most cases, you can deduct only 50% of these expenses.

Examples of entertainment expenses are those for the following.

- Entertaining guests at nightclubs, athletic clubs, theaters, or sporting events.
- Providing meals, a hotel suite, or a car to business customers or their families.

To be deductible, the expenses must meet the rules listed in *Table 8-1*. For details about these rules, see Publication 463.

Reimbursing your employees for expenses. You generally can deduct the amount you reimburse your employees for travel and entertainment expenses. The reimbursement you deduct and the manner in which you deduct it depend in part on whether you reimburse the expenses under an accountable plan or a nonaccountable plan. For details, see chapter 16 in Publication 535, *Business Expenses*. That chapter explains accountable and nonaccountable plans and tells you whether to report the reimbursement on your employee's Form W-2, *Wage and Tax Statement*.

Business Use of Your Home

To deduct expenses related to the business use of part of your home, you must meet specific requirements. Even then, your deduction may be limited.

To qualify to claim expenses for the business use of your home, you must meet the following tests.

- 1) Your use of the business part of your home must be:
 - a) Exclusive (however, see *Exceptions to exclusive use*, later),
 - b) Regular,
 - c) For your business, AND
- 2) The business part of your home must be **one** of the following:
 - a) Your principal place of business,

Table 8–1. When Are Entertainment Expenses Deductible?

(The following is a summary of the rules for deducting entertainment expenses. For more details about these rules, see Publication 463.)

General Rule	You can deduct ordinary and necessary expenses to entertain a client, customer, or employee if the expenses meet the directly-related test or the associated test.
Definitions	<ul style="list-style-type: none"> ● Entertainment includes any activity generally considered to provide entertainment, amusement, or recreation, and includes meals provided to a customer or client. ● An ordinary expense is one that is common and accepted in your field of business, trade, or profession. ● A necessary expense is one that is helpful and appropriate, although not necessarily indispensable, for your business.
Tests to be Met	<p>Directly-related test</p> <ul style="list-style-type: none"> ● Entertainment took place in a clear business setting, or ● Main purpose of entertainment was the active conduct of business, and You did engage in business with the person during the entertainment period, and You had more than a general expectation of getting income or some other specific business benefit. <p>Associated test</p> <ul style="list-style-type: none"> ● Entertainment is associated with your trade or business, and ● Entertainment directly precedes or follows a substantial business discussion.
Other Rules	<ul style="list-style-type: none"> ● You cannot deduct the cost of your meal as an entertainment expense if you are claiming the meal as a travel expense. ● You cannot deduct expenses that are lavish or extravagant under the circumstances. ● You generally can deduct only 50% of your unreimbursed entertainment expenses.

- b) A place where you meet or deal with patients, clients, or customers in the normal course of your business, or
- c) A separate structure (not attached to your home) you use in connection with your business.

Exclusive use. To qualify under the exclusive use test, you must use a specific area of your home **only** for your business. The area used for business can be a room or other separately identifiable space. The space does not need to be marked off by a permanent partition.

You do **not** meet the requirements of the exclusive use test if you use the area in question both for business and for personal purposes.

Example. You are an attorney and use a den in your home to write legal briefs and prepare client tax returns. Your family also uses the den for recreation. Since the

den is not used exclusively in your profession, you **cannot** claim a business deduction for its use.

Exceptions to exclusive use. You do not have to meet the exclusive use test if you use part of your home in either of the following ways.

- 1) For the storage of inventory or product samples.
- 2) As a day-care facility.

For an explanation of these exceptions, see Publication 587, *Business Use of Your Home (Including Use by Day-Care Providers)*.

Regular use. To qualify under the regular use test, you must use a specific area of your home for business on a continuing basis. You do not meet the test if your business use of the area is only occasional or incidental, even if you do not use that area for any other purpose.

Principal place of business. You can have more than one business location, including your home, for a single business. To qualify to deduct the expenses for the business use of your home, your home must be your principal place of business for that business. To determine your principal place of business, you must consider all the facts and circumstances.

Beginning in 1999, your home office will qualify as your principal place of business for deducting expenses for its use if you meet the following requirements.

- You use it exclusively and regularly for administrative or management activities of your business.
- You have no other fixed location where you conduct substantial administrative or management activities of your business.

Alternatively, if you do business at more than one location, and your home office does not qualify as your principal place of business based on the previous rules, you determine your principal place of business based on the following factors.

- 1) The relative importance of the activities performed at each location.
- 2) If the relative importance factor does not determine your principal place of business, you can also consider the time spent at each location.

If, after considering your business locations, your home cannot be identified as your principal place of business, you cannot deduct home office expenses.

For more information, see Publication 587.

Deduction limit. Even if you qualify to deduct expenses for the business use of your home, your deduction may be limited. If your gross income from the business use of your home is less than your total business expenses, your deduction for some of your expenses, such as insurance, utilities, and depreciation, is limited. See Publication 587 for the rules on the deduction limit.

Use **Form 8829**, *Expenses for Business Use of Your Home*, to figure your deduction.

Other Expenses You Can Deduct

You may also be able to deduct the following expenses. See Publication 535, *Business Expenses*, to find out whether you can deduct them.

- Advertising.
- Clean-fuel vehicles and refueling property.
- Donations to business organizations.
- Educational expenses.
- Environmental cleanup costs.
- Impairment-related expenses.
- Interview expense allowances.

- Licenses and regulatory fees.
- Moving machinery.
- Outplacement services.
- Penalties and fines you pay for late performance or nonperformance of a contract.
- Repairs that keep your property in a normal efficient operating condition.
- Repayments of income (claim of right).
- Subscriptions to trade or professional publications.
- Supplies and materials.
- Utilities.

Expenses You Cannot Deduct

You usually cannot deduct the following as business expenses. For more information, see Publication 535.

- Bribes and kickbacks.
- Demolition expenses or losses.
- Dues to business, social, athletic, luncheon, sporting, airline, and hotel clubs.
- Lobbying expenses.
- Penalties and fines you pay to a governmental agency or instrumentality because you broke the law.
- Political contributions.
- Repairs that add to the value of your property or significantly increase its life.

9.

Figuring Net Profit or Loss

After figuring your business income and expenses, you are ready to figure the net profit or net loss from your business. You do this by subtracting business expenses from business income. If your expenses are less than your income, the difference is net profit and becomes part of your income on page 1 of Form 1040. If your expenses are more than your income, the difference is a net loss. You usually can deduct it from gross income on page 1 of Form 1040. But in some situations your loss is limited. This chapter briefly explains two of those situations. Other situations that may limit your loss are explained in the instructions for line G and line 32 of Schedule C.



If you have more than one business, you must figure your net profit or loss for each business on a separate Schedule C.

Net Operating Losses (NOLs)

If line 37 of Form 1040 is a negative number, you may have a net operating loss (NOL). You can use an NOL by deducting it from your income in another year or years.

To have an NOL, your loss must be caused by one (or more) of the following kinds of deductions.

- From a business.
- From your work as an employee.
- For casualty and theft losses.

A loss from operating a business is the most common reason for an NOL.

For details about NOLs, see Publication 536, *Net Operating Losses*. It explains how to figure an NOL, when to use it, how to claim an NOL deduction, and how to figure an NOL carryover.

Not-for-Profit Activities

If you do not carry on your business or investment activity to make a profit, there is a limit on the deductions you can take. You cannot use a loss from the activity to offset other income. Activities you do as a hobby, or mainly for sport or recreation, come under this limit. So does an investment activity intended only to produce tax losses for the investors.

For details about not-for-profit activities, see chapter 1 in Publication 535, *Business Expenses*. That chapter explains how to determine whether your activity is carried on to make a profit and how to figure the amount of loss you can deduct.

10.

Sample Returns

This chapter shows how two sole proprietors fill out their income tax returns. Susan J. Brown reports her net profit from her business on Schedule C. She cannot use Schedule C–EZ. Stanley Price reports his net profit from his business on Schedule C–EZ.

Preparing the Return for Susan J. Brown

Susan J. Brown owns and operates Family Fashions, a ready-to-wear clothing shop. She uses an accrual method of accounting and files her return on a calendar year basis.

Five employees worked in her shop during the year. She filed all the necessary employment tax forms and

made the required tax deposits. See Publication 15, *Circular E, Employer's Tax Guide*.

Schedule C

First, Susan fills in the information required at the top of Schedule C. She starts by entering her name and social security number. Then she completes lines A through H.

Line A. She enters her principal business.

Line B. She enters 448140, which is the 6-digit business code for a family clothing shop. She found the code on page C–9 of the instructions for Schedule C. Susan locates the major business category that describes her business. She reads down the items under “Retail Trade” to find 448140—“Family clothing stores.”

Line C. She enters the name of her business—“Family Fashions.”

Line D. She enters her employer identification number (EIN). She has to have an EIN because she has employees. For information about EINs, see *Identification Numbers* in chapter 1.

Line E. She enters her business address.

Line F. She checks box 2 for accrual method of accounting.

Line G. Susan checks “Yes” because she materially participated in her business during the year. The material participation rules are explained in the *Instructions for Schedule C*.

Line H. She leaves the box blank because she did not start or acquire her business during the year.

Part I—Income and Part III—Cost of Goods Sold

Susan enters items of income in Part I.

Line 1. Susan enters her total sales of \$397,742 for the year.

Line 2. She enters the refunds she gave on merchandise her customers returned, as well as other adjustments she made to customers' purchases. They total \$1,442.

Line 4. Susan uses Part III on page 2 of Schedule C to figure her cost of goods sold.

Part III, line 35. Her inventory at the beginning of the year, \$42,843, is the same as her inventory at the end of last year. This figure matches the amount on Part III, line 41 of her last year's Schedule C.

Part III, line 36. The total cost of goods she bought to sell to customers, minus the cost of the goods she returned to her suppliers, was \$241,026. From this stock, she withdrew clothing and accessories for her own use that cost \$774. She subtracts the cost of these

items from her total purchases to figure net purchases of \$240,252.

Part III, line 40. She adds her net purchases to her beginning inventory. This sum is the total goods Susan had available for sale during the year.

Part III, line 41. Susan's inventory at the end of the year was \$43,746.

Part III, line 42. Susan subtracts her inventory at the end of the year (line 41) from the goods that were available for sale (line 40) to get the cost of goods sold during the year. For more information on inventories and cost of goods sold, see chapter 6.

Line 5. Susan's gross profit, \$156,951, is the difference between her net sales (line 3) and the cost of goods sold (line 4).

Line 7. Because Susan did not have any income to report on line 6, the gross income is the same as the gross profit (line 5).

Part II—Expenses

Susan enters her expense items in Part II.

Line 8. Susan paid \$3,500 for ads.

Line 9. During the year, Susan determined that she would not be able to collect \$479 from bad checks and deducted this amount as bad debts. See chapter 8.

Line 10. She used her van 75% for business during the year. She spent a total of \$3,000 for gas and oil. She can deduct 75% of \$3,000 or \$2,250 for gas and oil. Other van expenses include \$713 (75% of \$950) for insurance, \$812 (75% of \$1,083) for repairs and up-keep, and \$75 (75% of \$100) for tags. She enters the total, \$3,850, on line 10.

Line 13. Susan enters the \$4,277 depreciation from Form 4562, discussed later.

Line 15. Susan's \$238 deduction is for insurance on her business property (van insurance is included in line 10). The deduction is only for premiums that give her coverage for the year.

Line 16b. Susan had borrowed money to use in her business. The interest on these loans was \$2,633 for the year.

Line 18. The \$216 Susan paid for postage during the year is her only office expense.

Line 20b. Her rent for the store was \$1,000 a month, or \$12,000 for the year.

Line 21. She had her store counters refinished and other painting was done at a total cost of \$964.

Line 22. She spent \$1,203 on supplies.

Line 23. Susan renewed her business license and paid property tax on her store fixtures. She also paid the employer's share of social security and Medicare taxes

for her employees, and paid state and federal unemployment taxes. She enters the total of all these taxes, \$5,727, on this line. See *Taxes* in chapter 8.

Line 25. Susan's total expense for heat, light, and telephone for the year is \$3,570.

Line 26. Susan paid her employees a total of \$59,050 for the year. She does not include in wages any amounts she paid to herself or withdrew from the business for her own use.

Line 27. Susan enters the total of her other business expenses on this line. These expenses are not included on lines 8–26. She lists the type and amount of the expenses separately in Part V of page 2, and carries the total entered on line 48 to line 27. See chapter 8 for expenses you can or cannot deduct.

Line 28. Susan adds all her deductions listed in Part II and enters the total on this line.

Line 29. She subtracts her total deductions (line 28) from her gross income (line 7). Susan has a tentative profit of \$51,166.

Line 30. Susan did not use any part of her home for business, so she does not make an entry here.

Line 31. Susan has a net profit of \$51,166 (line 29 minus line 30). She enters her net profit here, on line 12 of Form 1040, and on line 2, Section A of Schedule SE (Form 1040).

Line 32. Susan does not have a loss, so she skips this line. If she had a loss and she was not “at risk” for all of her investment in the business, the amount of loss she could enter on line 12 of Form 1040 might be limited. For an explanation of an investment “at risk,” see the Schedule C instructions for line 32.

Form 4562—Depreciation and Amortization

Susan figures her depreciation for the year on Form 4562.

Lines 1 through 13. On May 19, Susan bought a \$200 adding machine and placed it in service on that same day. She chose to deduct its cost as a section 179 deduction. See Publication 946, *How To Depreciate Property*, for information about the section 179 deduction.

Line 15b. On May 19, Susan also bought and placed in service some clothing racks. They cost \$800. She uses the Modified Accelerated Cost Recovery System (MACRS) to figure depreciation. The racks are 5-year property. Susan figures depreciation using the half-year convention and the 200% declining balance method. See Publication 946 for information about MACRS.

Line 19. Susan enters \$1,117 for depreciation on assets she purchased before 1987. For items bought after 1980 and before 1987, she uses the regular Accelerated Cost Recovery System (ACRS) percentages. For items bought before 1981, she uses the straight-line method. See Publication 534, *Depreciating Property Placed in Service Before 1987*, for information about ACRS.

Line 20. Susan enters the depreciation on listed property from line 26 (explained next).

Lines 24 and 26. On March 20, Susan bought a van that she placed in service in her business. The van weighs over 6,000 pounds; therefore, it is not a passenger automobile for the special deduction limits. The van is 5-year property. She figures depreciation using the 200% declining balance method and applying the half-year convention under MACRS. The van cost \$18,667. Her basis for depreciation is 75% of \$18,667, or \$14,000, because only 75% of the total miles she drove during the year were business miles. Susan does not choose to deduct any part of the cost of the van as a section 179 deduction.

Lines 28 through 34. Because Susan is a sole proprietor, she must complete lines 28 through 34.

Line 21. Susan has a total depreciation deduction of \$4,277. She enters her deduction here and on line 13 of Schedule C.

Schedule SE—Self-Employment Tax

After Susan prepares Schedule C, she fills out Schedule SE. She starts by entering her name and social security number at the top of the schedule. Then she reads the chart on page 1 of the schedule which tells her she can use *Section A—Short Schedule SE* to figure her self-employment tax. She fills out the following lines in Section A.

Lines 2 and 3. She enters \$51,166. This is her net profit from line 31 of Schedule C.

Line 4. She multiplies \$51,166 by .9235 to get her net earnings from self-employment (\$47,252). This is the amount of her net profit subject to self-employment tax.

Line 5. Because the amount on line 4 is less than \$72,600, Susan multiplies the amount on line 4 (\$47,252) by .153 to get her self-employment tax of \$7,230. She enters that amount here and on line 50 of Form 1040.

Line 6. She multiplies the amount on line 5 by .5 to get her deduction for one-half of self-employment tax of \$3,615. She enters that amount here and on line 27 of Form 1040.

Form 1040

Susan fills out Form 1040 as follows:

Name, address, and social security number. Susan enters her name, home address, and social security number.

Presidential election campaign fund. Susan chooses to have \$3 go to this fund. She checks the box under “Yes.”

Line 1. Susan checks the box on this line because she is filing as single.

Lines 6a and 6d. Susan claims an exemption for herself. She checks the box next to “Yourself” and enters “1” in the far right-hand entry space. She also enters “1” in the box on line 6d.

Line 8a. Susan enters \$388 of taxable interest that was credited to her personal savings account for the year.

Line 9. Susan enters \$100 of dividends she received from CBA Corporation.

Line 12. She enters her business net profit from line 31 of Schedule C.

Line 22. Susan adds the amounts on lines 7 through 21 and enters the total, \$51,654.

Line 27. Susan enters one-half of her self-employment tax. She got this amount from line 6 in Section A of Schedule SE.

Line 28. Susan enters \$1,440 as her deduction for her health insurance. This is 60% of her \$2,400 in health insurance premiums for the year.

Line 29. Susan enters her simplified employee pension (SEP) deduction of \$2,264. She figures her deduction by using Publication 560, *Retirement Plans for Small Business (SEP, SIMPLE, and Keogh Plans)*.

Line 32. Susan adds the amounts on lines 23 through 31a and enters the total, \$7,319.

Line 33. Susan subtracts the amount on line 32 from the amount on line 22 to arrive at her adjusted gross income, \$44,335. She also enters this amount on line 34.

Line 36. She enters \$4,300. This is the standard deduction for a single filer.

Line 37. Susan subtracts line 36 from line 34 to get \$40,035.

Line 38. She multiplies \$2,750 by the number of exemptions claimed on line 6d to get her total exemptions, \$2,750.

Line 39. Susan subtracts line 38 from line 37 to get her taxable income, \$37,285.

Line 40. Susan uses the Tax Table in the Form 1040 instructions to figure her income tax. In the Tax Table she looks for the income bracket that includes \$37,285. She finds the bracket for incomes of at least \$37,250, but less than \$37,300 and sees that the tax for a person filing as single is \$7,090. She enters this amount here.

Lines 48 and 49. Because Susan does not have any of the credits listed on lines 41 through 47, she enters -0- on line 48, subtracts it from line 40, and enters \$7,090 on line 49.

Line 50. She enters \$7,230 from line 5 in Section A of Schedule SE.

Line 56. Susan adds the amounts on lines 49 through 55 and enters the total, \$14,320.

Line 58. She enters \$14,267 estimated tax payments she made for the year.

Line 64. She enters \$14,267.

Line 68. Susan subtracts line 64 from line 56 to get the amount of tax she owes, \$53. She writes a check payable to the United States Treasury for \$53. On the check she writes her social security number, her daytime telephone number, and "1999 Form 1040." Her name and address are printed on the check. She sends her payment with **Form 1040-V, Payment Voucher** (not illustrated). She fills out that form and sends it to the IRS with her check and tax return.

Signing and assembling the return. She signs her name and enters the date signed and her occupation. She makes a copy of the return, schedules, and form for her records. Then she assembles her original Form 1040, Schedules C and SE, and Form 4562 in that order. (See "Attachment Sequence Number" in the upper right corner of each schedule or form.) Finally, she mails it to the IRS.

For the year Jan. 1–Dec. 31, 1999, or other tax year beginning _____, 1999, ending _____, OMB No. 1545-0074

Label

(See instructions on page 18.)

Use the IRS label. Otherwise, please print or type.

Presidential Election Campaign (See page 18.)

L A B E L H E R E	Your first name and initial SUSAN J	Last name BROWN
	If a joint return, spouse's first name and initial	Last name
	Home address (number and street). If you have a P.O. box, see page 18. 1313 EMPIRE BLVD	Apt. no.
	City, town or post office, state, and ZIP code. If you have a foreign address, see page 18. FRANKLIN, NY 18725	

Your social security number
111 : 00 : 1111

Spouse's social security number

IMPORTANT!
You must enter your SSN(s) above.

Yes	No	Note. Checking "Yes" will not change your tax or reduce your refund.
<input checked="" type="checkbox"/>	<input type="checkbox"/>	

Do you want \$3 to go to this fund?
If a joint return, does your spouse want \$3 to go to this fund?

Filing Status

Check only one box.

- 1 Single
- 2 Married filing joint return (even if only one had income)
- 3 Married filing separate return. Enter spouse's social security no. above and full name here. ▶ _____
- 4 Head of household (with qualifying person). (See page 18.) If the qualifying person is a child but not your dependent, enter this child's name here. ▶ _____
- 5 Qualifying widow(er) with dependent child (year spouse died ▶ 19 _____). (See page 18.)

Exemptions

If more than six dependents, see page 19.

6a **Yourself.** If your parent (or someone else) can claim you as a dependent on his or her tax return, **do not** check box 6a.

b **Spouse**

c Dependents:		(2) Dependent's social security number	(3) Dependent's relationship to you	(4) <input checked="" type="checkbox"/> if qualifying child for child tax credit (see page 19)
(1) First name	Last name			
				<input type="checkbox"/>
				<input type="checkbox"/>
				<input type="checkbox"/>
				<input type="checkbox"/>
				<input type="checkbox"/>
				<input type="checkbox"/>

d Total number of exemptions claimed

No. of boxes checked on 6a and 6b 1

No. of your children on 6c who:

- lived with you _____
- did not live with you due to divorce or separation (see page 19) _____

Dependents on 6c not entered above

Add numbers entered on lines above ▶ 1

Income

Attach Copy B of your Forms W-2 and W-2G here. Also attach Form(s) 1099-R if tax was withheld.

If you did not get a W-2, see page 20.

Enclose, but do not staple, any payment. Also, please use Form 1040-V.

7	Wages, salaries, tips, etc. Attach Form(s) W-2	7		
8a	Taxable interest. Attach Schedule B if required	8a	388	00
b	Tax-exempt interest. DO NOT include on line 8a	8b		
9	Ordinary dividends. Attach Schedule B if required	9	100	00
10	Taxable refunds, credits, or offsets of state and local income taxes (see page 21)	10		
11	Alimony received	11		
12	Business income or (loss). Attach Schedule C or C-EZ	12	51,166	00
13	Capital gain or (loss). Attach Schedule D if required. If not required, check here ▶ <input type="checkbox"/>	13		
14	Other gains or (losses). Attach Form 4797	14		
15a	Total IRA distributions	15a		
b	Taxable amount (see page 22)	15b		
16a	Total pensions and annuities	16a		
b	Taxable amount (see page 22)	16b		
17	Rental real estate, royalties, partnerships, S corporations, trusts, etc. Attach Schedule E	17		
18	Farm income or (loss). Attach Schedule F	18		
19	Unemployment compensation	19		
20a	Social security benefits	20a		
b	Taxable amount (see page 24)	20b		
21	Other income. List type and amount (see page 24)	21		
22	Add the amounts in the far right column for lines 7 through 21. This is your total income ▶	22	51,654	00

Adjusted Gross Income

23	IRA deduction (see page 26)	23		
24	Student loan interest deduction (see page 26)	24		
25	Medical savings account deduction. Attach Form 8853	25		
26	Moving expenses. Attach Form 3903	26		
27	One-half of self-employment tax. Attach Schedule SE	27	3,615	00
28	Self-employed health insurance deduction (see page 28)	28	1,440	00
29	Keogh and self-employed SEP and SIMPLE plans	29	2,264	00
30	Penalty on early withdrawal of savings	30		
31a	Alimony paid b Recipient's SSN ▶ _____	31a		
32	Add lines 23 through 31a	32	7,319	00
33	Subtract line 32 from line 22. This is your adjusted gross income ▶	33	44,335	00

Tax and Credits

Standard Deduction for Most People

Single: \$4,300
 Head of household: \$6,350
 Married filing jointly or Qualifying widow(er): \$7,200
 Married filing separately: \$3,600

34	Amount from line 33 (adjusted gross income)	34	44,335	00
35a	Check if: <input type="checkbox"/> You were 65 or older, <input type="checkbox"/> Blind; <input type="checkbox"/> Spouse was 65 or older, <input type="checkbox"/> Blind. Add the number of boxes checked above and enter the total here			
b	If you are married filing separately and your spouse itemizes deductions or you were a dual-status alien, see page 30 and check here			
36	Enter your itemized deductions from Schedule A, line 28, OR standard deduction shown on the left. But see page 30 to find your standard deduction if you checked any box on line 35a or 35b or if someone can claim you as a dependent	36	4,300	00
37	Subtract line 36 from line 34	37	40,035	00
38	If line 34 is \$94,975 or less, multiply \$2,750 by the total number of exemptions claimed on line 6d. If line 34 is over \$94,975, see the worksheet on page 31 for the amount to enter	38	2,750	00
39	Taxable income. Subtract line 38 from line 37. If line 38 is more than line 37, enter -0-	39	37,285	00
40	Tax (see page 31). Check if any tax is from a <input type="checkbox"/> Form(s) 8814 b <input type="checkbox"/> Form 4972	40	7,090	00
41	Credit for child and dependent care expenses. Attach Form 2441	41		
42	Credit for the elderly or the disabled. Attach Schedule R	42		
43	Child tax credit (see page 33)	43		
44	Education credits. Attach Form 8863	44		
45	Adoption credit. Attach Form 8839	45		
46	Foreign tax credit. Attach Form 1116 if required	46		
47	Other. Check if from a <input type="checkbox"/> Form 3800 b <input type="checkbox"/> Form 8396 c <input type="checkbox"/> Form 8801 d <input type="checkbox"/> Form (specify)	47		
48	Add lines 41 through 47. These are your total credits	48	- 0 -	
49	Subtract line 48 from line 40. If line 48 is more than line 40, enter -0-	49	7,090	00

Other Taxes

50	Self-employment tax. Attach Schedule SE	50	7,230	00
51	Alternative minimum tax. Attach Form 6251	51		
52	Social security and Medicare tax on tip income not reported to employer. Attach Form 4137	52		
53	Tax on IRAs, other retirement plans, and MSAs. Attach Form 5329 if required	53		
54	Advance earned income credit payments from Form(s) W-2	54		
55	Household employment taxes. Attach Schedule H	55		
56	Add lines 49 through 55. This is your total tax	56	14,320	00

Payments

57	Federal income tax withheld from Forms W-2 and 1099	57		
58	1999 estimated tax payments and amount applied from 1998 return	58	14,267	00
59a	Earned income credit. Attach Sch. EIC if you have a qualifying child	59a		
b	Nontaxable earned income: amount and type			
60	Additional child tax credit. Attach Form 8812	60		
61	Amount paid with request for extension to file (see page 48)	61		
62	Excess social security and RRTA tax withheld (see page 48)	62		
63	Other payments. Check if from a <input type="checkbox"/> Form 2439 b <input type="checkbox"/> Form 4136	63		
64	Add lines 57, 58, 59a, and 60 through 63. These are your total payments	64	14,267	00

Refund

Have it directly deposited! See page 48 and fill in 66b, 66c, and 66d.

65	If line 64 is more than line 56, subtract line 56 from line 64. This is the amount you OVERPAID	65		
66a	Amount of line 65 you want REFUNDED TO YOU	66a		
b	Routing number	c	Type: <input type="checkbox"/> Checking <input type="checkbox"/> Savings	
d	Account number			
67	Amount of line 65 you want APPLIED TO YOUR 2000 ESTIMATED TAX	67		

Amount You Owe

68	If line 56 is more than line 64, subtract line 64 from line 56. This is the AMOUNT YOU OWE . For details on how to pay, see page 49	68	53	00
69	Estimated tax penalty. Also include on line 68	69		

Sign Here

Joint return? See page 18. Keep a copy for your records.

Under penalties of perjury, I declare that I have examined this return and accompanying schedules and statements, and to the best of my knowledge and belief, they are true, correct, and complete. Declaration of preparer (other than taxpayer) is based on all information of which preparer has any knowledge.

Your signature Susan J. Brown	Date 3/27/00	Your occupation Retail shop owner	Daytime telephone number (optional) ()
Spouse's signature. If a joint return, BOTH must sign.	Date	Spouse's occupation	

Paid Preparer's Use Only

Preparer's signature	Date	Check if self-employed <input type="checkbox"/>	Preparer's SSN or PTIN
Firm's name (or yours if self-employed) and address		EIN	ZIP code

**SCHEDULE C
(Form 1040)**

Department of the Treasury
Internal Revenue Service

Profit or Loss From Business
(Sole Proprietorship)

▶ **Partnerships, joint ventures, etc., must file Form 1065 or Form 1065-B.**
▶ **Attach to Form 1040 or Form 1041.** ▶ **See Instructions for Schedule C (Form 1040).**

OMB No. 1545-0074

1999

Attachment
Sequence No. **09**

Name of proprietor <i>Susan J. Brown</i>		Social security number (SSN) 111 : 00 : 1111
A Principal business or profession, including product or service (see page C-1) <i>Retail, Family clothing</i>	B Enter code from pages C-8 & 9 ▶ 4 4 8 1 4 0	
C Business name. If no separate business name, leave blank. <i>Family Fashions</i>	D Employer ID number (EIN), if any 1 0 : 1 2 3 4 5 6 7	
E Business address (including suite or room no.) ▶ <i>725 Big Sur Drive</i> City, town or post office, state, and ZIP code <i>Franklin, NY 18725</i>		
F Accounting method: (1) <input type="checkbox"/> Cash (2) <input checked="" type="checkbox"/> Accrual (3) <input type="checkbox"/> Other (specify) ▶		
G Did you "materially participate" in the operation of this business during 1999? If "No," see page C-2 for limit on losses <input checked="" type="checkbox"/> Yes <input type="checkbox"/> No		
H If you started or acquired this business during 1999, check here <input type="checkbox"/>		

Part I Income

1 Gross receipts or sales. Caution: If this income was reported to you on Form W-2 and the "Statutory employee" box on that form was checked, see page C-2 and check here <input type="checkbox"/>	1	397,742	00
2 Returns and allowances	2	1,442	00
3 Subtract line 2 from line 1	3	396,300	00
4 Cost of goods sold (from line 42 on page 2)	4	239,349	00
5 Gross profit. Subtract line 4 from line 3	5	156,951	00
6 Other income, including Federal and state gasoline or fuel tax credit or refund (see page C-3)	6		
7 Gross income. Add lines 5 and 6	7	156,951	00

Part II Expenses. Enter expenses for business use of your home **only** on line 30.

8 Advertising	8	3,500	00	19 Pension and profit-sharing plans	19		
9 Bad debts from sales or services (see page C-3)	9	479	00	20 Rent or lease (see page C-4):	20a		
10 Car and truck expenses (see page C-3)	10	3,850	00	a Vehicles, machinery, and equipment	20b	12,000	00
11 Commissions and fees	11			b Other business property	21	964	00
12 Depletion	12			21 Repairs and maintenance	22	1,203	00
13 Depreciation and section 179 expense deduction (not included in Part III) (see page C-3)	13	4,277	00	22 Supplies (not included in Part III)	23	5,727	00
14 Employee benefit programs (other than on line 19)	14			23 Taxes and licenses	24		
15 Insurance (other than health)	15	238	00	24 Travel, meals, and entertainment:	24a		
16 Interest:				a Travel	24b		
a Mortgage (paid to banks, etc.)	16a			b Meals and entertainment	24c		
b Other	16b	2,633	00	c Enter nondeductible amount included on line 24b (see page C-5)	24d		
17 Legal and professional services	17			d Subtract line 24c from line 24b	25	3,570	00
18 Office expense	18	216	00	25 Utilities	26	59,050	00
28 Total expenses before expenses for business use of home. Add lines 8 through 27 in columns	28			26 Wages (less employment credits)	27	8,078	00
29 Tentative profit (loss). Subtract line 28 from line 7	29			27 Other expenses (from line 48 on page 2)	28	105,785	00
30 Expenses for business use of your home. Attach Form 8829	30			28 Total expenses before expenses for business use of home. Add lines 8 through 27 in columns	29	51,166	00
31 Net profit or (loss). Subtract line 30 from line 29.	31			29 Tentative profit (loss). Subtract line 28 from line 7	30		
• If a profit, enter on Form 1040, line 12 , and ALSO on Schedule SE, line 2 (statutory employees, see page C-6). Estates and trusts, enter on Form 1041, line 3.				30 Expenses for business use of your home. Attach Form 8829	31	51,166	00
• If a loss, you MUST go on to line 32.				31 Net profit or (loss). Subtract line 30 from line 29.			
32 If you have a loss, check the box that describes your investment in this activity (see page C-6).				• If a profit, enter on Form 1040, line 12 , and ALSO on Schedule SE, line 2 (statutory employees, see page C-6). Estates and trusts, enter on Form 1041, line 3.	32a	<input type="checkbox"/>	All investment is at risk.
• If you checked 32a, enter the loss on Form 1040, line 12 , and ALSO on Schedule SE, line 2 (statutory employees, see page C-6). Estates and trusts, enter on Form 1041, line 3.				• If you checked 32b, you MUST attach Form 6198 .	32b	<input type="checkbox"/>	Some investment is not at risk.
• If you checked 32b, you MUST attach Form 6198 .							

For Paperwork Reduction Act Notice, see Form 1040 instructions.

Cat. No. 11334P

Schedule C (Form 1040) 1999

Part III Cost of Goods Sold (see page C-6)

33 Method(s) used to value closing inventory: **a** Cost **b** Lower of cost or market **c** Other (attach explanation)

34 Was there any change in determining quantities, costs, or valuations between opening and closing inventory? If "Yes," attach explanation Yes No

35 Inventory at beginning of year. If different from last year's closing inventory, attach explanation	35	42,843	00
36 Purchases less cost of items withdrawn for personal use	36	240,252	00
37 Cost of labor. Do not include any amounts paid to yourself	37		
38 Materials and supplies	38		
39 Other costs	39		
40 Add lines 35 through 39	40	283,095	00
41 Inventory at end of year	41	43,746	00
42 Cost of goods sold. Subtract line 41 from line 40. Enter the result here and on page 1, line 4	42	239,349	00

Part IV Information on Your Vehicle. Complete this part **ONLY** if you are claiming car or truck expenses on line 10 and are not required to file Form 4562 for this business. See the instructions for line 13 on page C-3 to find out if you must file.

43 When did you place your vehicle in service for business purposes? (month, day, year) ▶ / /

44 Of the total number of miles you drove your vehicle during 1999, enter the number of miles you used your vehicle for:

a Business **b** Commuting **c** Other

45 Do you (or your spouse) have another vehicle available for personal use? Yes No

46 Was your vehicle available for use during off-duty hours? Yes No

47a Do you have evidence to support your deduction? Yes No

b If "Yes," is the evidence written? Yes No

Part V Other Expenses. List below business expenses not included on lines 8-26 or line 30.

Bank service charges	180	00	
Chamber of Commerce	60	00	
Free Credit Card Co.	6,000	00	
Trash removal	1,600	00	
Window washing	238	00	
48 Total other expenses. Enter here and on page 1, line 27	48	8,078	00

**SCHEDULE SE
(Form 1040)**

Department of the Treasury
Internal Revenue Service

Self-Employment Tax

▶ See Instructions for Schedule SE (Form 1040).

▶ Attach to Form 1040.

OMB No. 1545-0074

1999

Attachment
Sequence No. **17**

Name of person with **self-employment** income (as shown on Form 1040)

Susan J. Brown

Social security number of person
with **self-employment** income ▶

111 : 00 : 1111

Who Must File Schedule SE

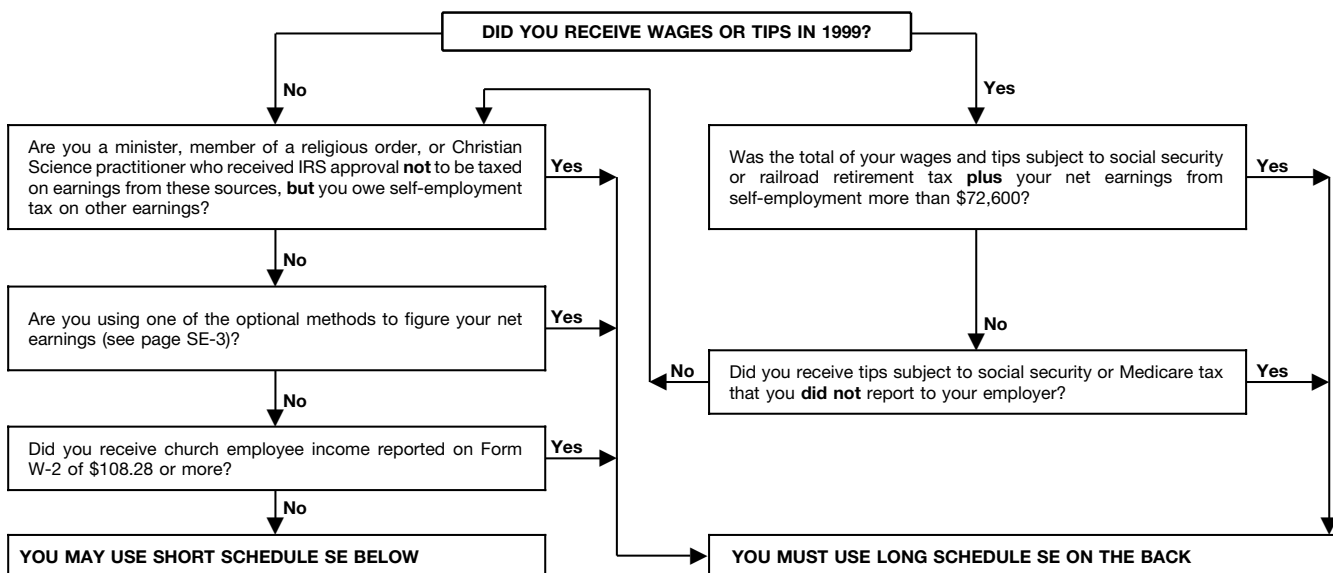
You must file Schedule SE if:

- You had net earnings from self-employment from **other than** church employee income (line 4 of Short Schedule SE or line 4c of Long Schedule SE) of \$400 or more, **OR**
- You had church employee income of \$108.28 or more. Income from services you performed as a minister or a member of a religious order **is not** church employee income. See page SE-1.

Note: Even if you had a loss or a small amount of income from self-employment, it may be to your benefit to file Schedule SE and use either "optional method" in Part II of Long Schedule SE. See page SE-3.

Exception. If your only self-employment income was from earnings as a minister, member of a religious order, or Christian Science practitioner **and** you filed Form 4361 and received IRS approval not to be taxed on those earnings, **do not** file Schedule SE. Instead, write "Exempt-Form 4361" on Form 1040, line 50.

May I Use Short Schedule SE or MUST I Use Long Schedule SE?



Section A—Short Schedule SE. Caution: Read above to see if you can use Short Schedule SE.

1	Net farm profit or (loss) from Schedule F, line 36, and farm partnerships, Schedule K-1 (Form 1065), line 15a		
2	Net profit or (loss) from Schedule C, line 31; Schedule C-EZ, line 3; Schedule K-1 (Form 1065), line 15a (other than farming); and Schedule K-1 (Form 1065-B), box 9. Ministers and members of religious orders, see page SE-1 for amounts to report on this line. See page SE-2 for other income to report	51,166	00
3	Combine lines 1 and 2	51,166	00
4	Net earnings from self-employment. Multiply line 3 by 92.35% (.9235). If less than \$400, do not file this schedule; you do not owe self-employment tax ▶	47,252	00
5	Self-employment tax. If the amount on line 4 is: <ul style="list-style-type: none"> • \$72,600 or less, multiply line 4 by 15.3% (.153). Enter the result here and on Form 1040, line 50. • More than \$72,600, multiply line 4 by 2.9% (.029). Then, add \$9,002.40 to the result. Enter the total here and on Form 1040, line 50. 	7,230	00
6	Deduction for one-half of self-employment tax. Multiply line 5 by 50% (.5). Enter the result here and on Form 1040, line 27	3,615	00

For Paperwork Reduction Act Notice, see Form 1040 instructions.

Cat. No. 11358Z

Schedule SE (Form 1040) 1999

Depreciation and Amortization
(Including Information on Listed Property)

▶ See separate instructions. ▶ Attach this form to your return.

Name(s) shown on return <i>Susan J. Brown</i>	Business or activity to which this form relates <i>Family Fashions</i>	Identifying number <i>111-00-1111</i>
--	---	--

Part I Election To Expense Certain Tangible Property (Section 179) (Note: If you have any "listed property," complete Part V before you complete Part I.)

1 Maximum dollar limitation. If an enterprise zone business, see page 2 of the instructions	1	\$19,000
2 Total cost of section 179 property placed in service. See page 2 of the instructions	2	200
3 Threshold cost of section 179 property before reduction in limitation	3	\$200,000
4 Reduction in limitation. Subtract line 3 from line 2. If zero or less, enter -0-	4	- 0 -
5 Dollar limitation for tax year. Subtract line 4 from line 1. If zero or less, enter -0-. If married filing separately, see page 2 of the instructions	5	19,000
(a) Description of property (b) Cost (business use only) (c) Elected cost		
6 <i>Adding machine</i>	<i>200</i>	<i>200</i>
7 Listed property. Enter amount from line 26.	7	
8 Total elected cost of section 179 property. Add amounts in column (c), lines 6 and 7	8	200
9 Tentative deduction. Enter the smaller of line 5 or line 8	9	200
10 Carryover of disallowed deduction from 1998. See page 2 of the instructions	10	- 0 -
11 Business income limitation. Enter the smaller of business income (not less than zero) or line 5 (see instructions)	11	19,000
12 Section 179 expense deduction. Add lines 9 and 10, but do not enter more than line 11	12	200
13 Carryover of disallowed deduction to 2000. Add lines 9 and 10, less line 12 ▶	13	

Note: Do not use Part II or Part III below for listed property (automobiles, certain other vehicles, cellular telephones, certain computers, or property used for entertainment, recreation, or amusement). Instead, use Part V for listed property.

Part II MACRS Depreciation for Assets Placed in Service ONLY During Your 1999 Tax Year (Do Not Include Listed Property.)

Section A—General Asset Account Election

14 If you are making the election under section 168(i)(4) to group any assets placed in service during the tax year into one or more general asset accounts, check this box. See page 3 of the instructions ▶

Section B—General Depreciation System (GDS) (See page 3 of the instructions.)

(a) Classification of property	(b) Month and year placed in service	(c) Basis for depreciation (business/investment use only—see instructions)	(d) Recovery period	(e) Convention	(f) Method	(g) Depreciation deduction
15a 3-year property						
b 5-year property		<i>800</i>	5	HY	200 DB	160
c 7-year property						
d 10-year property						
e 15-year property						
f 20-year property						
g 25-year property			25 yrs.		S/L	
h Residential rental property			27.5 yrs.	MM	S/L	
i Nonresidential real property			39 yrs.	MM	S/L	

Section C—Alternative Depreciation System (ADS) (See page 5 of the instructions.)

16a Class life					S/L	
b 12-year			12 yrs.		S/L	
c 40-year			40 yrs.	MM	S/L	

Part III Other Depreciation (Do Not Include Listed Property.) (See page 5 of the instructions.)

17 GDS and ADS deductions for assets placed in service in tax years beginning before 1999	17	
18 Property subject to section 168(f)(1) election	18	
19 ACRS and other depreciation	19	1,117

Part IV Summary (See page 6 of the instructions.)

20 Listed property. Enter amount from line 26.	20	2,800
21 Total. Add deductions on line 12, lines 15 and 16 in column (g), and lines 17 through 20. Enter here and on the appropriate lines of your return. Partnerships and S corporations—see instructions	21	4,277
22 For assets shown above and placed in service during the current year, enter the portion of the basis attributable to section 263A costs	22	

Part V Listed Property—Automobiles, Certain Other Vehicles, Cellular Telephones, Certain Computers, and Property Used for Entertainment, Recreation, or Amusement

Note: For any vehicle for which you are using the standard mileage rate or deducting lease expense, complete only 23a, 23b, columns (a) through (c) of Section A, all of Section B, and Section C if applicable.

Section A—Depreciation and Other Information (Caution: See page 7 of the instructions for limits for passenger automobiles.)

23a Do you have evidence to support the business/investment use claimed? **Yes** **No** **23b** If "Yes," is the evidence written? **Yes** **No**

(a) Type of property (list vehicles first)	(b) Date placed in service	(c) Business/investment use percentage	(d) Cost or other basis	(e) Basis for depreciation (business/investment use only)	(f) Recovery period	(g) Method/Convention	(h) Depreciation deduction	(i) Elected section 179 cost	
24 Property used more than 50% in a qualified business use (See page 6 of the instructions.):									
USA 280 VAN	3-20-99	75 %	18,667	14,000	5 yr	200 DB/HY	2,800	- 0 -	
		%							
		%							
25 Property used 50% or less in a qualified business use (See page 6 of the instructions.):									
		%				S/L -			
		%				S/L -			
		%				S/L -			
26 Add amounts in column (h). Enter the total here and on line 20, page 1							26	2,800	
27 Add amounts in column (i). Enter the total here and on line 7, page 1								27	- 0 -

Section B—Information on Use of Vehicles

Complete this section for vehicles used by a sole proprietor, partner, or other "more than 5% owner," or related person. If you provided vehicles to your employees, first answer the questions in Section C to see if you meet an exception to completing this section for those vehicles.

	(a) Vehicle 1		(b) Vehicle 2		(c) Vehicle 3		(d) Vehicle 4		(e) Vehicle 5		(f) Vehicle 6	
	Yes	No	Yes	No	Yes	No	Yes	No	Yes	No	Yes	No
28 Total business/investment miles driven during the year (DO NOT include commuting miles—see page 1 of the instructions)	7,500											
29 Total commuting miles driven during the year	2,025											
30 Total other personal (noncommuting) miles driven	475											
31 Total miles driven during the year. Add lines 28 through 30.	10,000											
32 Was the vehicle available for personal use during off-duty hours?	✓											
33 Was the vehicle used primarily by a more than 5% owner or related person?	✓											
34 Is another vehicle available for personal use?	✓											

Section C—Questions for Employers Who Provide Vehicles for Use by Their Employees

Answer these questions to determine if you meet an exception to completing Section B for vehicles used by employees who are not more than 5% owners or related persons.

	Yes	No
35 Do you maintain a written policy statement that prohibits all personal use of vehicles, including commuting, by your employees?		
36 Do you maintain a written policy statement that prohibits personal use of vehicles, except commuting, by your employees? See page 8 of the instructions for vehicles used by corporate officers, directors, or 1% or more owners		
37 Do you treat all use of vehicles by employees as personal use?		
38 Do you provide more than five vehicles to your employees, obtain information from your employees about the use of the vehicles, and retain the information received?		
39 Do you meet the requirements concerning qualified automobile demonstration use? See page 8 of the instructions		

Note: If your answer to 35, 36, 37, 38, or 39 is "Yes," you need not complete Section B for the covered vehicles.

Part VI Amortization

(a) Description of costs	(b) Date amortization begins	(c) Amortizable amount	(d) Code section	(e) Amortization period or percentage	(f) Amortization for this year
40 Amortization of costs that begins during your 1999 tax year:					
41 Amortization of costs that began before 1999					41
42 Total. Enter here and on "Other Deductions" or "Other Expenses" line of your return					42

Preparing the Return for Stanley Price

Stanley Price owns and operates Stan's Barber Shop. He has been in business for 32 years. Stanley uses the cash method of accounting and files his return on a calendar year basis.

Schedule C—EZ

Stanley uses Schedule C—EZ to report the net profit from his business because he meets all of the requirements listed in Part I of the schedule. Stanley enters his name and social security number at the top of the schedule.

Part I—General Information

Stanley fills out Part I as follows:

Line A. He enters his principal business.

Line B. He enters 812111, which is the 6-digit business code for a barber shop. He found the code on page C-9 of the instructions for Schedule C. Stanley locates the major business category that describes his business. He reads down the items under "Personal and Laundry Services" (part of "Other Services") to find 812111—"Barber shops."

Line C. He enters the name of his business—"Stan's Barber Shop."

Line D. Stanley leaves this line blank. He does not have an employer identification number (EIN) because he is not required to have one. For information about EINs, see *Identification Numbers* in chapter 1.

Line E. He enters his business address.

Part II—Figure Your Net Profit

Stanley fills out Part II as follows:

Line 1—Gross receipts. Stanley enters his gross receipts from cutting hair. They include the amounts he charged for haircuts and all the tips received from his customers. The total for the year was \$27,000.

Line 2—Total expenses. Stanley enters his expenses for the year. They total \$2,330 and consist of the following:

- Advertising in the local newspaper—\$145
- Supplies—\$475
- Business licenses—\$150
- Utilities (electricity and water)—\$360
- Rent—\$1,200

Line 3—Net profit. Stanley subtracts his total expenses (\$2,330) from his gross receipts (\$27,000) to get his net profit of \$24,670. He enters his net profit here, on

line 12 of Form 1040, and on line 2, Section A of Schedule SE (Form 1040).

Part III—Information on Your Vehicle

Stanley leaves this part blank because he is not deducting car or truck expenses.

Schedule SE—Self-Employment Tax

After Stanley prepares Schedule C—EZ, he fills out Schedule SE. He starts by entering his name and social security number at the top of the schedule. Then he reads the chart on page 1 of the schedule which tells him he can use *Section A—Short Schedule SE* to figure his self-employment tax. He fills out the following lines in Section A.

Lines 2 and 3. He enters \$24,670. This is his net profit from line 3 of Schedule C—EZ.

Line 4. He multiplies \$24,670 by .9235 to get his net earnings from self-employment (\$22,783). This is the amount of his net profit subject to self-employment tax.

Line 5. Because the amount on line 4 is less than \$72,600, Stanley multiplies the amount on line 4 (\$22,783) by .153 to get his self-employment tax of \$3,486. He enters that amount here and on line 50 of Form 1040.

Line 6. He multiplies the amount on line 5 by .5 to get his deduction for one-half of self-employment tax of \$1,743. He enters that amount here and on line 27 of Form 1040.

Form 1040

Stanley fills out Form 1040 as follows:

Name, address, and social security number. Stanley enters his name, home address, and social security number.

Presidential election campaign fund. Stanley chooses to have \$3 go to this fund. He checks the box under "Yes."

Line 1. Stanley checks the box on this line because he is filing as single.

Lines 6a and 6d. Stanley claims an exemption for himself. He checks the box next to "Yourself" and enters "1" in the far right-hand entry space. He also enters "1" in the box on line 6d.

Line 8a. Stanley enters \$295 of taxable interest that was credited to his personal savings account for the year.

Line 9. Stanley enters \$145 of dividends he received from ABC Corporation.

Line 12. He enters his business net profit from line 3 of Schedule C—EZ.

Line 22. Stanley adds the amounts on lines 7 through 21 and enters the total, \$25,110.

Line 23. Stanley enters the \$2,000 contribution he made for the year to his individual retirement arrangement (IRA). According to the Form 1040 instructions, he can deduct this amount.

Line 27. Stanley enters one-half of his self-employment tax. He got this amount from line 6 in Section A of Schedule SE.

Line 32. Stanley adds the amounts on lines 23 through 31a and enters the total, \$3,743.

Line 33. Stanley subtracts the amount on line 32 from the amount on line 22 to arrive at his adjusted gross income, \$21,367. He also enters this amount on line 34.

Line 36. He enters \$4,300. This is the standard deduction for a single filer.

Line 37. Stanley subtracts line 36 from line 34 to get \$17,067.

Line 38. He multiplies \$2,750 by the number of exemptions claimed on line 6d to get his total exemptions, \$2,750.

Line 39. Stanley subtracts line 38 from line 37 to get his taxable income, \$14,317.

Line 40. Stanley uses the Tax Table in the Form 1040 instructions to figure his income tax. In the Tax Table he looks for the income bracket that includes \$14,317.

He finds the bracket for incomes of at least \$14,300, but less than \$14,350 and sees that the tax for a person filing as single is \$2,149. He enters this amount here.

Lines 48 and 49. Because Stanley does not have any of the credits listed on lines 41 through 47, he enters -0- on line 48, subtracts it from line 40, and enters \$2,149 on line 49.

Line 50. He enters \$3,486 from line 5 in Section A of Schedule SE.

Line 56. Stanley adds the amounts on lines 49 through 55 and enters the total, \$5,635.

Line 58. He enters \$6,000 estimated tax payments he made for the year.

Line 64. He enters \$6,000.

Lines 65 and 66a. Stanley subtracts line 56 from line 64 to arrive at the amount he overpaid, \$365. He wants this amount refunded to him and also enters it on line 66a. The IRS will send him a check for this amount provided he owes no other taxes. If Stanley wanted the refund deposited directly into his checking or savings account, he would have had to complete lines 66b, c, and d.

Signing and assembling the return. He signs his name and enters the date signed and his occupation. He makes a copy of the return and schedules for his records. Then he assembles his original Form 1040, Schedules C-EZ and SE in that order. (See "Attachment Sequence Number" in the upper right corner of each schedule or form.) Finally, he mails it to the IRS.

For the year Jan. 1–Dec. 31, 1999, or other tax year beginning , 1999, ending , OMB No. 1545-0074

Label

(See instructions on page 18.)

Use the IRS label. Otherwise, please print or type.

Label area with fields for name (STANLEY PRICE), address (99 OAK ST, ANYTOWN, TX 70000), and social security numbers.

Presidential Election Campaign

Do you want \$3 to go to this fund? If a joint return, does your spouse want \$3 to go to this fund?

Filing Status

Check only one box.

- 1 Single (checked)
2 Married filing joint return
3 Married filing separate return
4 Head of household
5 Qualifying widow(er)

Exemptions

If more than six dependents, see page 19.

Exemptions section with checkboxes for 'Yourself' and 'Spouse', and a table for dependents.

Income

Attach Copy B of your Forms W-2 and W-2G here. Also attach Form(s) 1099-R if tax was withheld.

If you did not get a W-2, see page 20.

Enclose, but do not staple, any payment. Also, please use Form 1040-V.

Income table with rows 7 through 22, including wages, interest, dividends, and total income of 25,110.00.

Adjusted Gross Income

Adjusted Gross Income table with rows 23 through 33, including deductions and final adjusted gross income of 21,367.00.

Tax and Credits

Standard Deduction for Most People

Single: \$4,300
 Head of household: \$6,350
 Married filing jointly or Qualifying widow(er): \$7,200
 Married filing separately: \$3,600

34	Amount from line 33 (adjusted gross income)	34	21,367	00
35a	Check if: <input type="checkbox"/> You were 65 or older, <input type="checkbox"/> Blind; <input type="checkbox"/> Spouse was 65 or older, <input type="checkbox"/> Blind. Add the number of boxes checked above and enter the total here			
b	If you are married filing separately and your spouse itemizes deductions or you were a dual-status alien, see page 30 and check here			
36	Enter your itemized deductions from Schedule A, line 28, OR standard deduction shown on the left. But see page 30 to find your standard deduction if you checked any box on line 35a or 35b or if someone can claim you as a dependent	36	4,300	00
37	Subtract line 36 from line 34	37	17,067	00
38	If line 34 is \$94,975 or less, multiply \$2,750 by the total number of exemptions claimed on line 6d. If line 34 is over \$94,975, see the worksheet on page 31 for the amount to enter	38	2,750	00
39	Taxable income. Subtract line 38 from line 37. If line 38 is more than line 37, enter -0-	39	14,317	00
40	Tax (see page 31). Check if any tax is from a <input type="checkbox"/> Form(s) 8814 b <input type="checkbox"/> Form 4972	40	2,149	00
41	Credit for child and dependent care expenses. Attach Form 2441	41		
42	Credit for the elderly or the disabled. Attach Schedule R	42		
43	Child tax credit (see page 33)	43		
44	Education credits. Attach Form 8863	44		
45	Adoption credit. Attach Form 8839	45		
46	Foreign tax credit. Attach Form 1116 if required	46		
47	Other. Check if from a <input type="checkbox"/> Form 3800 b <input type="checkbox"/> Form 8396 c <input type="checkbox"/> Form 8801 d <input type="checkbox"/> Form (specify)	47		
48	Add lines 41 through 47. These are your total credits	48	- 0 -	
49	Subtract line 48 from line 40. If line 48 is more than line 40, enter -0-	49	2,149	00

Other Taxes

50	Self-employment tax. Attach Schedule SE	50	3,486	00
51	Alternative minimum tax. Attach Form 6251	51		
52	Social security and Medicare tax on tip income not reported to employer. Attach Form 4137	52		
53	Tax on IRAs, other retirement plans, and MSAs. Attach Form 5329 if required	53		
54	Advance earned income credit payments from Form(s) W-2	54		
55	Household employment taxes. Attach Schedule H	55		
56	Add lines 49 through 55. This is your total tax	56	5,635	00

Payments

57	Federal income tax withheld from Forms W-2 and 1099	57		
58	1999 estimated tax payments and amount applied from 1998 return	58	6,000	00
59a	Earned income credit. Attach Sch. EIC if you have a qualifying child			
b	Nontaxable earned income: amount and type	59a		
60	Additional child tax credit. Attach Form 8812	60		
61	Amount paid with request for extension to file (see page 48)	61		
62	Excess social security and RRTA tax withheld (see page 48)	62		
63	Other payments. Check if from a <input type="checkbox"/> Form 2439 b <input type="checkbox"/> Form 4136	63		
64	Add lines 57, 58, 59a, and 60 through 63. These are your total payments	64	6,000	00

Refund

Have it directly deposited! See page 48 and fill in 66b, 66c, and 66d.

65	If line 64 is more than line 56, subtract line 56 from line 64. This is the amount you OVERPAID	65	365	00
66a	Amount of line 65 you want REFUNDED TO YOU	66a	365	00
b	Routing number	c	Type: <input type="checkbox"/> Checking <input type="checkbox"/> Savings	
d	Account number			
67	Amount of line 65 you want APPLIED TO YOUR 2000 ESTIMATED TAX	67		

Amount You Owe

68	If line 56 is more than line 64, subtract line 64 from line 56. This is the AMOUNT YOU OWE . For details on how to pay, see page 49	68		
69	Estimated tax penalty. Also include on line 68	69		

Sign Here

Joint return? See page 18. Keep a copy for your records.

Under penalties of perjury, I declare that I have examined this return and accompanying schedules and statements, and to the best of my knowledge and belief, they are true, correct, and complete. Declaration of preparer (other than taxpayer) is based on all information of which preparer has any knowledge.

Your signature <i>Stanley Price</i>	Date 3/15/00	Your occupation Barber	Daytime telephone number (optional) ()
Spouse's signature. If a joint return, BOTH must sign.	Date	Spouse's occupation	

Paid Preparer's Use Only

Preparer's signature	Date	Check if self-employed <input type="checkbox"/>	Preparer's SSN or PTIN
Firm's name (or yours if self-employed) and address	EIN		
	ZIP code		

**SCHEDULE C-EZ
(Form 1040)**

Department of the Treasury
Internal Revenue Service

Net Profit From Business

(Sole Proprietorship)

- ▶ Partnerships, joint ventures, etc., must file Form 1065 or 1065-B.
- ▶ Attach to Form 1040 or Form 1041. ▶ See instructions on back.

OMB No. 1545-0074

1999

Attachment
Sequence No. **09A**

Name of proprietor

Stanley Price

Social security number (SSN)

000 : 00 : 0000

Part I General Information

**You May Use
Schedule C-EZ
Instead of
Schedule C
Only If You:**

- Had business expenses of \$2,500 or less.
- Use the cash method of accounting.
- Did not have an inventory at any time during the year.
- Did not have a net loss from your business.
- Had only one business as a sole proprietor.

And You:

- Had no employees during the year.
- Are not required to file **Form 4562**, Depreciation and Amortization, for this business. See the instructions for Schedule C, line 13, on page C-3 to find out if you must file.
- Do not deduct expenses for business use of your home.
- Do not have prior year unallowed passive activity losses from this business.

A Principal business or profession, including product or service
Barber Shop

B Enter code from pages C-8 & 9
8 | 1 | 2 | 1 | 1 | 1

C Business name. If no separate business name, leave blank.
Stan's Barber Shop

D Employer ID number (EIN), if any
: | : | : | : | : | : |

E Business address (including suite or room no.). Address not required if same as on Form 1040, page 1.
1001 Maple Ave.
City, town or post office, state, and ZIP code
Anytown, TX 70000

Part II Figure Your Net Profit

1 Gross receipts. Caution: If this income was reported to you on Form W-2 and the "Statutory employee" box on that form was checked, see Statutory Employees in the instructions for Schedule C, line 1, on page C-2 and check here	<input type="checkbox"/>	1	27,000	00
2 Total expenses. If more than \$2,500, you must use Schedule C. See instructions		2	2,330	00
3 Net profit. Subtract line 2 from line 1. If less than zero, you must use Schedule C. Enter on Form 1040, line 12 , and ALSO on Schedule SE, line 2 . (Statutory employees do not report this amount on Schedule SE, line 2. Estates and trusts, enter on Form 1041, line 3.)		3	24,670	00

Part III Information on Your Vehicle. Complete this part **ONLY** if you are claiming car or truck expenses on line 2.

- 4** When did you place your vehicle in service for business purposes? (month, day, year) ▶/...../.....
- 5** Of the total number of miles you drove your vehicle during 1999, enter the number of miles you used your vehicle for:
- a** Business **b** Commuting **c** Other
- 6** Do you (or your spouse) have another vehicle available for personal use? **Yes** **No**
- 7** Was your vehicle available for use during off-duty hours? **Yes** **No**
- 8a** Do you have evidence to support your deduction? **Yes** **No**
- b** If "Yes," is the evidence written? **Yes** **No**

For Paperwork Reduction Act Notice, see Form 1040 instructions.

Cat. No. 14374D

Schedule C-EZ (Form 1040) 1999

**SCHEDULE SE
(Form 1040)**

Department of the Treasury
Internal Revenue Service

Self-Employment Tax

▶ See Instructions for Schedule SE (Form 1040).

▶ Attach to Form 1040.

OMB No. 1545-0074

1999

Attachment
Sequence No. **17**

Name of person with **self-employment** income (as shown on Form 1040)
Stanley Price

Social security number of person
with **self-employment** income ▶

000 00 0000

Who Must File Schedule SE

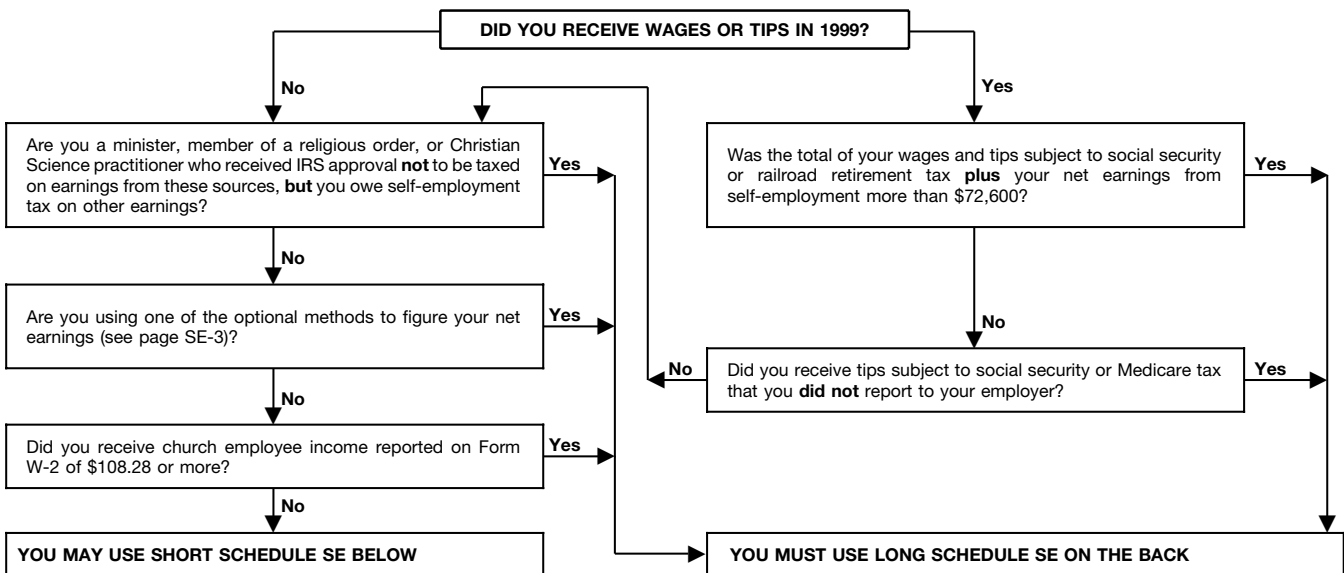
You must file Schedule SE if:

- You had net earnings from self-employment from **other than** church employee income (line 4 of Short Schedule SE or line 4c of Long Schedule SE) of \$400 or more, **OR**
- You had church employee income of \$108.28 or more. Income from services you performed as a minister or a member of a religious order **is not** church employee income. See page SE-1.

Note: Even if you had a loss or a small amount of income from self-employment, it may be to your benefit to file Schedule SE and use either "optional method" in Part II of Long Schedule SE. See page SE-3.

Exception. If your only self-employment income was from earnings as a minister, member of a religious order, or Christian Science practitioner **and** you filed Form 4361 and received IRS approval not to be taxed on those earnings, **do not** file Schedule SE. Instead, write "Exempt-Form 4361" on Form 1040, line 50.

May I Use Short Schedule SE or MUST I Use Long Schedule SE?



Section A—Short Schedule SE. Caution: Read above to see if you can use Short Schedule SE.

1	Net farm profit or (loss) from Schedule F, line 36, and farm partnerships, Schedule K-1 (Form 1065), line 15a		
2	Net profit or (loss) from Schedule C, line 31; Schedule C-EZ, line 3; Schedule K-1 (Form 1065), line 15a (other than farming); and Schedule K-1 (Form 1065-B), box 9. Ministers and members of religious orders, see page SE-1 for amounts to report on this line. See page SE-2 for other income to report	24,670	00
3	Combine lines 1 and 2	24,670	00
4	Net earnings from self-employment. Multiply line 3 by 92.35% (.9235). If less than \$400, do not file this schedule; you do not owe self-employment tax ▶	22,783	00
5	Self-employment tax. If the amount on line 4 is: <ul style="list-style-type: none"> • \$72,600 or less, multiply line 4 by 15.3% (.153). Enter the result here and on Form 1040, line 50. • More than \$72,600, multiply line 4 by 2.9% (.029). Then, add \$9,002.40 to the result. Enter the total here and on Form 1040, line 50. 	3,486	00
6	Deduction for one-half of self-employment tax. Multiply line 5 by 50% (.5). Enter the result here and on Form 1040, line 27	1,743	00

11.

Your Rights as a Taxpayer

The first part of this chapter explains some of your most important rights as a taxpayer. The second part explains the examination, appeal, collection, and refund processes.

Declaration of Taxpayer Rights

Protection of your rights. IRS employees will explain and protect your rights as a taxpayer throughout your contact with us.

Privacy and confidentiality. The IRS will not disclose to anyone the information you give us, except as authorized by law. You have the right to know why we are asking you for information, how we will use it, and what happens if you do not provide requested information.

Professional and courteous service. If you believe that an IRS employee has not treated you in a professional, fair, and courteous manner, you should tell that employee's supervisor. If the supervisor's response is not satisfactory, you should write to your IRS District Director or Service Center Director.

Representation. You may either represent yourself or, with proper written authorization, have someone else represent you in your place. Your representative must be a person allowed to practice before the IRS, such as an attorney, certified public accountant, or enrolled agent. If you are in an interview and ask to consult such a person, then we must stop and reschedule the interview in most cases.

You can have someone accompany you at an interview. You may make sound recordings of any meetings with our examination, appeal, or collection personnel, provided you tell us in writing 10 days before the meeting.

Payment of only the correct amount of tax. You are responsible for paying only the correct amount of tax due under the law—no more, no less. If you cannot pay all of your tax when it is due, you may be able to make monthly installment payments.

Help with unresolved tax problems. The National Taxpayer Advocate's Problem Resolution Program can help you if you have tried unsuccessfully to resolve a problem with the IRS. Your local Taxpayer Advocate can offer you special help if you have a significant hardship as a result of a tax problem. For more information, call toll free **1-877-777-4778 (1-800-829-**

4059 for TTY/TDD users) or write to the Taxpayer Advocate at the IRS office that last contacted you.

Appeals and judicial review. If you disagree with us about the amount of your tax liability or certain collection actions, you have the right to ask the Appeals Office to review your case. You may also ask a court to review your case.

Relief from certain penalties and interest. The IRS will waive penalties when allowed by law if you can show you acted reasonably and in good faith or relied on the incorrect advice of an IRS employee. We will waive interest that is the result of certain errors or delays caused by an IRS employee.

Examinations, Appeals, Collections, and Refunds

Examinations (audits). We accept most taxpayers' returns as filed. If we inquire about your return or select it for examination, it does not suggest that you are dishonest. The inquiry or examination may or may not result in more tax. We may close your case without change; or, you may receive a refund.

The process of selecting a return for examination usually begins in one of two ways. First, we use computer programs to identify returns that may have incorrect amounts. These programs may be based on information returns, such as Forms 1099 and W-2, on studies of past examinations, or on certain issues identified by compliance projects. Second, we use information from outside sources that indicates that a return may have incorrect amounts. These sources may include newspapers, public records, and individuals. If we determine that the information is accurate and reliable, we may use it to select a return for examination.

Publication 556, *Examination of Returns, Appeal Rights, and Claims for Refund*, explains the rules and procedures that we follow in examinations. The following sections give an overview of how we conduct examinations.

By mail. We handle many examinations and inquiries by mail. We will send you a letter with either a request for more information or a reason why we believe a change to your return may be needed. You can respond by mail or you can request a personal interview with an examiner. If you mail us the requested information or provide an explanation, we may or may not agree with you, and we will explain the reasons for any changes. Please do not hesitate to write to us about anything you do not understand.

By interview. If we notify you that we will conduct your examination through a personal interview, or you request such an interview, you have the right to ask that the examination take place at a reasonable time and place that is convenient for both you and the IRS. If our examiner proposes any changes to your return, he or she will explain the reasons for the changes. If you do not agree with these changes, you can meet with the examiner's supervisor.

Repeat examinations. If we examined your return for the same items in either of the 2 previous years and proposed no change to your tax liability, please contact us as soon as possible so we can see if we should discontinue the examination.

Appeals. If you do not agree with the examiner's proposed changes, you can appeal them to the Appeals Office of the IRS. Most differences can be settled without expensive and time-consuming court trials. Your appeal rights are explained in detail in both Publication 5, *Your Appeal Rights and How To Prepare a Protest If You Don't Agree*, and Publication 556, *Examination of Returns, Appeal Rights, and Claims for Refund*.

If you do not wish to use the Appeals Office or disagree with its findings, you may be able to take your case to the U.S. Tax Court, U.S. Court of Federal Claims, or the U.S. District Court where you live. If you take your case to court, the IRS will have the burden of proving certain facts if you kept adequate records to show your tax liability, cooperated with the IRS, and meet certain other conditions. If the court agrees with you on most issues in your case, and finds that our position was largely unjustified, you may be able to recover some of your administrative and litigation costs. You will not be eligible to recover these costs unless you tried to resolve your case administratively, including going through the appeals system, and you gave us the information necessary to resolve the case.

Collections. Publication 594, *The IRS Collection Process*, explains your rights and responsibilities regarding payment of federal taxes. It describes:

- What to do when you owe taxes. It describes what to do if you get a tax bill and what to do if you think your bill is wrong. It also covers making installment payments, delaying collection action, and submitting an offer in compromise.
- IRS collection actions. It covers liens, releasing a lien, levies, releasing a levy, seizures and sales, and release of property.

Publication 1660, *Collection Appeal Rights*, explains your collection appeal rights for liens, levies, seizures and installment agreement terminations.

Innocent spouse relief. Generally, both you and your spouse are responsible, jointly and individually, for paying the full amount of any tax, interest, or penalties due on your joint return. However, you may not have to pay the tax, interest, and penalties related to your spouse (or former spouse).

New tax law changes make it easier to qualify for innocent spouse relief and add two other ways for you to get relief. For more information, see Publication 971, *Innocent Spouse Relief*, and **Form 8857**, *Request for Innocent Spouse Relief (And Separation of Liability and Equitable Relief)*.

Refunds. You may file a claim for refund if you think you paid too much tax. You must generally file the claim within 3 years from the date you filed your original return or 2 years from the date you paid the tax, whichever is later. The law generally provides for interest on your refund if it is not paid within 45 days of the date you filed your return or claim for refund. Publication 556, *Examination of Returns, Appeal Rights, and Claims for Refund*, has more information on refunds.

How To Get More Information

This section describes the help that the IRS and other federal agencies offer to taxpayers who operate their own businesses.

Internal Revenue Service

The following describes assistance provided by the IRS. You can order free publications and forms, ask tax questions, and get more information from the IRS in several ways. By selecting the method that is best for you, you will have quick and easy access to tax help. See *Free tax services*, later.

Small Business Tax Education Program. Small business owners and other self-employed individuals can learn about business taxes through a unique partnership between the IRS and local organizations. Through workshops or in-depth tax courses, instructors provide training on starting a business, recordkeeping, preparing business tax returns, self-employment tax issues, and employment taxes.

Some courses are offered free as a community service. Courses given by an educational facility may include costs for materials and tuition. Other courses may have a nominal fee to offset administrative costs of sponsoring organizations.

For more information about this program, call the IRS Monday through Friday during regular business hours and ask for your Taxpayer Education Coordinator. Check your telephone book for the local number of the IRS office closest to you or you can call **1-800-829-1040**.

Your Business Tax Kit. *Your Business Tax Kit* is an assortment of IRS forms and publications to help taxpayers who operate their own businesses. To order the kit, see *Free tax services*, later. The kit consists of the following items.

Forms:

- SS-4, *Application for Employer Identification Number*

- 1040-ES, *Estimated Tax for Individuals*
- 9779, *EFTPS Business Enrollment Form*

Publications:

- 583, *Starting a Business and Keeping Records*
- 594, *The IRS Collection Process*
- 910, *Guide to Free Tax Services*
- 1544, *Reporting Cash Payments of Over \$10,000 (Received in a Trade or Business)*

It also contains Publication 509, which has a tax calendar.

Free tax services. To find out what services are available, get Publication 910, *Guide to Free Tax Services*. It contains a list of free tax publications and an index of tax topics. It also describes other free tax information services, including tax education and assistance programs and a list of TeleTax topics.



Personal computer. With your personal computer and modem, you can access the IRS on the Internet at **www.irs.gov**. While visiting our web site, you can select:

- *Frequently Asked Tax Questions* (located under *Taxpayer Help & Ed*) to find answers to questions you may have.
- *Forms & Pubs* to download forms and publications or search for forms and publications by topic or keyword.
- *Fill-in Forms* (located under *Forms & Pubs*) to enter information while the form is displayed and then print the completed form.
- *Tax Info For You* to view Internal Revenue Bulletins published in the last few years.
- *Tax Regs in English* to search regulations and the Internal Revenue Code (under *United States Code (USC)*).

- *Digital Dispatch* and *IRS Local News Net* (both located under *Tax Info For Business*) to receive our electronic newsletters on hot tax issues and news.
- *Small Business Corner* (located under *Tax Info For Business*) to get information on starting and operating a small business.

You can also reach us with your computer using File Transfer Protocol at **ftp.irs.gov**.



TaxFax Service. Using the phone attached to your fax machine, you can receive forms and instructions by calling **703-368-9694**. Follow the directions from the prompts. When you order forms, enter the catalog number for the form you need. The items you request will be faxed to you.



Phone. Many services are available by phone.

- *Ordering forms, instructions, and publications.* Call **1-800-829-3676** to order current and prior year forms, instructions, and publications.
- *Asking tax questions.* Call the IRS with your tax questions at **1-800-829-1040**.
- *TTY/TDD equipment.* If you have access to TTY/TDD equipment, call **1-800-829-4059** to ask tax questions or to order forms and publications.
- *TeleTax topics.* Call **1-800-829-4477** to listen to pre-recorded messages covering various tax topics.

Evaluating the quality of our telephone services. To ensure that IRS representatives give accurate, courteous, and professional answers, we evaluate the quality of our telephone services in several ways.

- A second IRS representative sometimes monitors live telephone calls. That person only evaluates the IRS assistant and does not keep a record of any taxpayer's name or tax identification number.
- We sometimes record telephone calls to evaluate IRS assistants objectively. We hold these recordings no longer than one week and use them only to measure the quality of assistance.
- We value our customers' opinions. Throughout this year, we will be surveying our customers for their opinions on our service.



Walk-in. You can walk in to many post offices, libraries, and IRS offices to pick up certain forms, instructions, and publications. Also, some libraries and IRS offices have:

- An extensive collection of products available to print from a CD-ROM or photocopy from reproducible proofs.
- The Internal Revenue Code, regulations, Internal Revenue Bulletins, and Cumulative Bulletins available for research purposes.



Mail. You can send your order for forms, instructions, and publications to the Distribution Center nearest to you and receive a response within 10 workdays after your request is received. Find the address that applies to your part of the country.

- **Western part of U.S.:**
Western Area Distribution Center
Rancho Cordova, CA
95743-0001
- **Central part of U.S.:**
Central Area Distribution Center
P.O. Box 8903
Bloomington, IL 61702-8903

- **Eastern part of U.S. and foreign addresses:**
Eastern Area Distribution Center
P.O. Box 85074
Richmond, VA 23261-5074



CD-ROM. You can order IRS Publication 1796, *Federal Tax Products on CD-ROM*, and obtain:

- Current tax forms, instructions, and publications.
- Prior-year tax forms, instructions, and publications.
- Popular tax forms which may be filled in electronically, printed out for submission, and saved for recordkeeping.
- Internal Revenue Bulletins.

The CD-ROM can be purchased from National Technical Information Service (NTIS) by calling **1-877-233-6767** or on the Internet at **www.irs.gov/cdorders**. The first release is available in mid-December and the final release is available in late January.

IRS Publication 3207, *Small Business Resource Guide*, is an interactive CD-ROM that contains information important to small businesses. It is available in mid-February. You can get one free copy by calling **1-800-829-3676**.

Help with unresolved tax problems. If you have attempted to deal with an IRS problem unsuccessfully, you should contact your **Taxpayer Advocate**.

The Taxpayer Advocate represents your interests and concerns within the IRS by protecting your rights and resolving problems that have not been fixed through normal channels. While Taxpayer Advocates cannot change the tax law or make a technical tax decision, they can clear up problems that resulted from previous contacts and ensure that your case is given a complete and impartial review.

To contact your Taxpayer Advocate:

- Call the Taxpayer Advocate's toll-free number: **1-877-777-4778**.
- Call the IRS toll-free number: **1-800-829-1040**.
- Call, write, or fax the Taxpayer Advocate office in your area.
- Call **1-800-829-4059** if you are a TTY/TDD user.

For more information, see Publication 1546, *The Taxpayer Advocate Service of the IRS*.

Your comments on IRS enforcement actions. The Small Business and Agriculture Regulatory Enforcement Ombudsman and 10 Regional Fairness Boards were established to receive comments from small business about federal agency enforcement actions. The Ombudsman will annually evaluate the enforcement activities and rate each agency's responsiveness to small business. If you wish to comment on the enforcement actions of the IRS, call **1-888-REG-FAIR (1-888-734-3247)**.

Small Business Administration

The Small Business Administration (SBA) is a federal agency that offers training and educational programs, counseling services, financial programs, and contract assistance to small business owners. The SBA also has publications and videos on a wide range of business topics. If you want help from the SBA, look in your telephone directory under "U.S. Government" for the number of your local SBA office or call the Small Business Answer Desk at **1-800-8-ASK-SBA**.

Other Federal Agencies

Other federal agencies also publish publications and pamphlets to assist small businesses. For a list of federal publications that are for sale write to:

Superintendent of Documents
U.S. Government Printing Office
P.O. Box 371954
Pittsburgh, PA 15250-7954

Index

A

Accounting method:	
Accrual	10
Cash	9
Change in	12
Combination	12
Accounting periods	9
Accrual method of accounting	10
Adjusted basis of property	13
Alcohol fuels credit	14
Appeal rights	51
Assistance (See More information)	
Audits	50

B

Bad debts	24
Barter income	16
Basis of property	13
Business expenses	24
Business income	15
Business tax kit	52

C

Calendar tax year defined	9
Canceled debt	17
Capital gain or loss	13
Car expenses	24
Cash discounts	20, 22
Cash method of accounting	9
Claim for refund	51
Clean-fuel vehicle credit	24
Collection of tax	51
Combination method of accounting	12
Condemned property	14
Consignments	19
Construction allowances	19
Contributions to selected community development corporations, credit for	14
Cost of goods sold	20
Credit:	
Alcohol fuels	14
Clean-fuel vehicle	24
Contributions to selected community development corporations	14
Disabled access	14
Electric vehicle	24
Empowerment zone employment	14
Energy	14
Enhanced oil recovery	14
General business	13
Indian employment	14
Investment	14
Low-income housing	14
Orphan drug	14
Reforestation	14

Rehabilitation	14
Renewable electricity production	14
Research	15
Taxes paid on certain employee tips	14
Welfare-to-work	15
Work opportunity	15

D

Damages as income	18
Debt:	
Bad	24
Cancellation of	17
Qualified real property business	17
Depreciation:	
Deduction	26
Recapture	19
Disabled access credit	14
Dispositions of business property	12
Dividend income	17
Donation of inventory	21
Drawing account	22

E

Electric vehicle credit	24
Employee benefit programs	27
Employees' pay	26
Employer identification number (EIN)	5
Employment taxes:	
About	7
Deduction for	29
Empowerment zone employment credit	14
Energy credit	14
Enhanced oil recovery credit	14
Entertainment expenses	30
Escrow, payments placed in	20
Estimated tax	6
Examinations (audits)	50
Excise taxes:	
About	7
Deduction for	30

F

Fair market value defined	13
Fiscal tax year defined	9
Form:	
720	7
982	17
1040	5
1040-ES	6
1040-V	36
1099-B	16
1099-MISC	7, 16
1128	9

2210	6
2290	7
3468	14
3800	15
4562	26
4684	13
4797	13
4868	6
5884	15
6252	13
6478	14
6765	15
8300	8
8582-CR	15
8586	14
8820	14
8824	13
8826	14
8829	32
8830	14
8835	14
8844	14
8845	14
8846	14
8847	14
8857	51
8861	15
Schedule C	5
Schedule C-EZ	5
SS-4	5
SS-5	5
W-2	7
W-7	5
W-9	5
Free tax services	52
Fringe benefits	27
Fuel taxes	30

G

General business credit	13
Gross profit	23

H

Health insurance, deduction for self-employed	28
Help (See More information)	
Help from Small Business Administration	53
Home, business use of	30

I

Identification numbers	5
Income tax:	
About	5
Deduction for	29
Independent contractor	7
Indian employment credit	14
Individual taxpayer identification number (ITIN)	5

Information returns	7
Installment sales	12
Insurance:	
Expense	27
Proceeds	20
Interest:	
Expense	28
Income	17
Inventories	21
Investment credit	14
IRS mission	3

K	
Kickbacks	18

L	
Legal fees	28
Like-kind exchanges	12
Listed property	26
Local transportation expenses	24
Lodging	30
Long-term capital gain or loss	13
Lost income	18
Low-income housing credit ...	14

M	
Meals	30
Mileage rate for vehicles	25
More information	52

N	
Net operating losses	33
Net profit or loss	32
Nonemployee compensation .	15
Nontaxable exchanges	12
Not-for-profit activities	33

O	
Ordinary gain or loss	13
Orphan drug credit	14

P	
Parking fees	25
Paying business taxes	4
Paying income tax	6
Penalty:	
Failure to file information re-	
turns	8

Failure to furnish correct payee	
statements	8
Underpayment of tax	6
Waiver	8
Pension plans	28
Personal property tax	29
Prepaid expenses:	
Insurance	28
Rent	29
Professional fees	28
Promissory notes	18
Publications (See More	
information)	

Q	
Qualified real property business	
debt	17

R	
Real estate rents	16
Real estate taxes	29
Recovery of deductions	19
Reforestation credit	14
Refund, claim for	51
Rehabilitation credit	14
Related persons:	
Special rules	11
Unreasonable rent	29
Renewable electricity pro-	
duction credit	14
Rent expense	29
Rental income	16
Repayment of income	10
Research credit	15
Restricted property	18
Retirement plans	28

S	
Salaries	26
Sales of assets	12
Sales tax	29
Sample returns	33
Schedule C	5
Schedule C-EZ	5
Section 179 deduction	26
Self-employed health insurance	
deduction	28
Self-employment tax:	

About	6
Deduction for	29
Short-term capital gain or loss	13
Small Business Administration	53
Social security coverage	6
Social security number (SSN) .	5
Standard mileage rate	25
Statutory employee	3

T	
Tax help (See More information)	
Tax home	25, 30
Tax preparation fees	28
Tax problems, unresolved	53
Taxes paid on certain employee	
tips, credit for	14
Taxes:	
Deduction for	29
Employment	7, 29
Excise	7, 30
Fuel	30
Income	5, 29
Personal property	29
Real estate	29
Sales	29
Self-employment	6, 29
Taxpayer Advocate	53
Taxpayer rights	50
Tolls	25
Trade discounts	20, 22
Transportation expenses	24
Travel expenses	30
Truck expenses	24
TTY/TDD information	52

U	
Underpayment of tax penalty ..	6
Uniform capitalization rules ...	11

W	
Wages	26
Welfare-to-work credit	15
Work opportunity credit	15

Y	
Your business tax kit	52

Tax Publications for Business Taxpayers

See *How To Get More Information* for a variety of ways to get publications, including by computer, phone, and mail.

General Guides

- 1 Your Rights as a Taxpayer
- 17 Your Federal Income Tax (For Individuals)
- 225 Farmer's Tax Guide
- 334 Tax Guide for Small Business
- 509 Tax Calendars for 2000
- 553 Highlights of 1999 Tax Changes
- 595 Tax Highlights for Commercial Fishermen
- 910 Guide to Free Tax Services

Employer's Guides

- 15 Circular E, Employer's Tax Guide
- 15-A Employer's Supplemental Tax Guide
- 51 Circular A, Agricultural Employer's Tax Guide
- 80 Federal Tax Guide For Employers in the U.S. Virgin Islands, Guam, American Samoa, and the Commonwealth of the Northern Mariana Islands (Circular SS)
- 179 Circular PR Guía Contributiva Federal Para Patronos Puertorriqueños
- 926 Household Employer's Tax Guide

Specialized Publications

- 378 Fuel Tax Credits and Refunds

- 463 Travel, Entertainment, Gift, and Car Expenses
- 505 Tax Withholding and Estimated Tax
- 510 Excise Taxes for 2000
- 515 Withholding of Tax on Nonresident Aliens and Foreign Corporations
- 517 Social Security and Other Information for Members of the Clergy and Religious Workers
- 527 Residential Rental Property
- 533 Self-Employment Tax
- 534 Depreciating Property Placed in Service Before 1987
- 535 Business Expenses
- 536 Net Operating Losses
- 537 Installment Sales
- 538 Accounting Periods and Methods
- 541 Partnerships
- 542 Corporations
- 544 Sales and Other Dispositions of Assets
- 551 Basis of Assets
- 556 Examination of Returns, Appeal Rights, and Claims for Refund
- 560 Retirement Plans for Small Business (SEP, SIMPLE, and Keogh Plans)
- 561 Determining the Value of Donated Property
- 583 Starting a Business and Keeping Records
- 587 Business Use of Your Home (Including Use by Day-Care Providers)
- 594 Understanding the Collection Process

- 597 Information on the United States-Canada Income Tax Treaty
- 598 Tax on Unrelated Business Income of Exempt Organizations
- 686 Certification for Reduced Tax Rates in Tax Treaty Countries
- 901 U.S. Tax Treaties
- 908 Bankruptcy Tax Guide
- 911 Direct Sellers
- 925 Passive Activity and At-Risk Rules
- 946 How To Depreciate Property
- 947 Practice Before the IRS and Power of Attorney
- 954 Tax Incentives for Empowerment Zones and Other Distressed Communities
- 1544 Reporting Cash Payments of Over \$10,000
- 1546 The Taxpayer Advocate Service of the IRS

Spanish Language Publications

- 1SP Derechos del Contribuyente
- 579SP Cómo Preparar la Declaración de Impuesto Federal
- 594SP Comprendiendo el Proceso de Cobro
- 850 English-Spanish Glossary of Words and Phrases Used in Publications Issued by the Internal Revenue Service
- 1544SP Informe de Pagos en Efectivo en Exceso de \$10,000 (Recibidos en una Ocupación o Negocio)

Commonly Used Tax Forms

See *How To Get More Information* for a variety of ways to get forms, including by computer, fax, phone, and mail. Items with an asterisk are available by fax. For these orders only, use the catalog numbers when ordering.

Form Number and Title	Catalog Number	Form Number and Title	Catalog Number
W-2 Wage and Tax Statement	10134	1120S U.S. Income Tax Return for an S Corporation	11510
W-4 Employee's Withholding Allowance Certificate*	10220	Sch D Capital Gains and Losses and Built-In Gains	11516
940 Employer's Annual Federal Unemployment (FUTA) Tax Return*	11234	Sch K-1 Shareholder's Share of Income, Credits, Deductions, etc.	11520
940EZ Employer's Annual Federal Unemployment (FUTA) Tax Return*	10983	2106 Employee Business Expenses*	11700
941 Employer's Quarterly Federal Tax Return	17001	2106-EZ Unreimbursed Employee Business Expenses*	20604
1040 U.S. Individual Income Tax Return*	11320	2210 Underpayment of Estimated Tax by Individuals, Estates, and Trusts*	11744
Sch A & B Itemized Deductions & Interest and Ordinary Dividends*	11330	2441 Child and Dependent Care Expenses*	11862
Sch C Profit or Loss From Business*	11334	2848 Power of Attorney and Declaration of Representative*	11980
Sch C-EZ Net Profit From Business*	14374	3800 General Business Credit	12392
Sch D Capital Gains and Losses*	11338	3903 Moving Expenses*	12490
Sch D-1 Continuation Sheet for Schedule D	10424	4562 Depreciation and Amortization*	12906
Sch E Supplemental Income and Loss*	11344	4797 Sales of Business Property*	13086
Sch F Profit or Loss From Farming*	11346	4868 Application for Automatic Extension of Time To File U.S. Individual Income Tax Return*	13141
Sch H Household Employment Taxes*	12187	5329 Additional Taxes Attributable to IRAs, Other Qualified Retirement Plans, Annuities, Modified Endowment Contracts, and MSAs*	13329
Sch J Farm Income Averaging*	25513	6252 Installment Sale Income*	13601
Sch R Credit for the Elderly or the Disabled*	11359	8283 Noncash Charitable Contributions*	62299
Sch SE Self-Employment Tax*	11358	8300 Report of Cash Payments Over \$10,000 Received in a Trade or Business*	62133
1040-ES Estimated Tax for Individuals*	11340	8582 Passive Activity Loss Limitations*	63704
1040X Amended U.S. Individual Income Tax Return*	11360	8606 Nondeductible IRAs*	63966
1065 U.S. Partnership Return of Income	11390	8822 Change of Address*	12081
Sch D Capital Gains and Losses	11393	8829 Expenses for Business Use of Your Home*	13232
Sch K-1 Partner's Share of Income, Credits, Deductions, etc.	11394		
1120 U.S. Corporation Income Tax Return	11450		
1120-A U.S. Corporation Short-Form Income Tax Return	11456		